

FPSC FORM 423-1(A)

MONTHLY REPORT OF COST AND QUALITY OF FUEL FOR ELECTRIC PLANTS  
ORIGIN, VOLUME, DELIVERED PRICE AND AS RECEIVED QUALITY

**CONFIDENTIAL**

**SPECIFIED  
CONFIDENTIAL**

1. REPORTING MONTH 04/2009

090001-EI

3. NAME, TITLE, TELEPHONE NUMBER OF CONTACT PERSON CONCERNING DATA  
SUBMITTED ON THIS FORM: Jill Allyson Senior Business Financial Analyst (919) 546-7949

2. REPORTING COMPANY: FLORIDA POWER CORPORATION

*NHM 3.5.12*  
**DECLASSIFIED**

4. SIGNATURE OF OFFICIAL SUBMITTED REPORT: *[Signature]*  
Denise Hards  
Lead Business Financial Analyst

5. DATE COMPLETED: 05/20/2009

LINE NO	PLANT NAME	SUPPLIER NAME	DELIVERY LOCATION	DELIVERY DATE	TYP	OIL	VOLUME (Bbls)	INVOICE PRICE (\$/Bbls)	INVOICE AMOUNT (\$)	DISCOUNT (\$)	NET AMOUNT (\$)	NET PRICE (\$/Bbls)	QUALITY ADJUST (\$/Bbls)	EFFECTIVE TRANSPORT		ADDITIONAL TRANSPORT (\$/Bbls)	OTHER CHARGES (\$/Bbls)	DELIVERED PRICE (\$/Bbls)
														PURCHASE PRICE (\$/Bbls)	TO TERMINAL (\$/Bbls)			
(a)	(b)	(c)	(d)	(e)	(f)	(g)	(h)	(i)	(j)	(k)	(l)	(m)	(n)	(o)	(p)	(q)	(r)	
1	Avon Park Peakers	Transfer Facility	FOB PLANT	04/2009			2,295	\$0.10	\$234.70	\$0.00	\$234.70	\$0.10	\$0.00	\$3.52	\$0.00	\$3.62	\$0.00	\$3.62
2	Eartow Steam Plant	RIO Energy International Inc.	FOB TERMINAL	04/2009			114,306	\$45.51	\$5,202,293.18	\$0.00	\$5,202,293.18	\$45.51	\$0.03	\$45.55	\$0.00	\$0.00	\$39.39	\$84.94
3	Eayboro Peakers	Transfer Facility	FOB PLANT	04/2009			9,421	\$0.00	\$27.50	\$0.00	\$27.50	\$0.00	\$0.00	\$7.86	\$0.00	\$7.86	\$0.00	\$7.86
4	Crystal River	Transfer Facility	FOB PLANT	04/2009			2,826	\$0.11	\$306.32	\$0.00	\$306.32	\$0.11	\$0.00	\$3.27	\$0.00	\$3.27	\$0.00	\$3.27
5	Intersession City Peakers	Mansfield Oil Company Inc.	FOB PLANT	04/2009			14,878	\$66.62	\$991,121.20	\$0.00	\$991,121.20	\$66.62	\$0.00	\$66.62	\$0.00	\$0.00	\$0.00	\$66.62
6	Martin Gas Terminal	Martin Product Sales	FOB TERMINAL	04/2009			11,500	\$56.93	\$654,749.18	\$0.00	\$654,749.18	\$56.93	\$0.00	\$56.93	\$3.78	\$0.00	\$10.59	\$71.30

*NHM* DOCUMENT NUMBER-DATE  
05165 MAY 26 8

MONTHLY REPORT OF COST AND QUALITY OF COAL FOR ELECTRIC PLANTS  
ORIGIN, TONNAGE, DELIVERED PRICE AND AS RECEIVED QUALITY

**SPECIFIED  
CONFIDENTIAL**

1. Report for: Mo. 04/2009  
2. Reporting Company: Florida Power Corporation  
3. Plant Name: Crystal River 1 & 2

4. NAME, TITLE, TELEPHONE NUMBER OF CONTACT PERSON CONCERNING DATA,  
SUBMITTED ON THIS FORM: Kelly Jo Irons, Associate Business Financial Analyst, (919) 546-5028

5. Signature of Official Submitting Report :   
Denise Hards - Lead Business Financial Analyst

6. DATE COMPLETED: 5/8/2009

Lin No	Supplier Name	Mine Location	Purchase Type	Transportation Mode	Tons	Effective Purchase Price (\$/Ton)	Total Transportation Cost (\$/Ton)	F.O.B. Plant Price (\$/Ton)	As Received Coal Quality			
									Percent Sulfur (%)	Btu Content (Btu/lb)	Percent Ash (%)	Percent Moisture (%)
(a)	(b)	(c)	(d)	(e)	(f)	(g)	(h)	(i)	(j)	(k)	(l)	(m)
1	B&W Resources Inc	8, KY, 51	MTC	UR	11,735	\$50.19	\$32.59	\$82.78	1.04	12,246	10.36	7.15
2	B&W Resources Inc	8, KY, 51	MTC	UR	11,845	\$110.00	\$32.59	\$142.59	0.98	11,966	11.93	6.96
3	Constellation Energy Commodities Group Inc.	8, KY, 195	MTC	UR	11,641	\$54.35	\$32.72	\$87.07	0.80	12,850	9.02	5.34
4	Constellation Energy Commodities Group Inc.	8, KY, 193	MTC	UR	11,560	\$54.35	\$34.29	\$88.64	0.90	12,957	7.12	7.01
5	ICG LLC	8, KY, 193	MTC	UR	11,606	\$47.82	\$34.11	\$81.93	1.10	12,136	10.99	6.92
6	ICG LLC	8, VA, 105	MTC	UR	11,612	\$118.19	\$32.59	\$150.78	1.08	12,423	8.80	8.60
7	Massey Utility Sales Company	8, WV, 81	MTC	UR	10,442	\$54.42	\$35.57	\$89.98	1.08	12,778	10.22	5.84
8	MC Mining LLC	8, KY, 195	MTC	UR	22,720	\$60.18	\$32.72	\$92.90	0.87	12,750	8.11	6.61
9	Trinity Coal Marketing LLC	8, KY, 71	LTC	UR	22,912	\$50.47	\$32.72	\$83.19	1.03	12,074	9.97	7.77

**DECLASSIFIED**


MONTHLY REPORT OF COST AND QUALITY OF COAL FOR ELECTRIC PLANTS  
ORIGIN, TONNAGE, DELIVERED PRICE AND AS RECEIVED QUALITY

**SPECIFIED  
CONFIDENTIAL**

1. Report for: Mo. 04/2009  
2. Reporting Company: Florida Power Corporation  
3. Plant Name: Crystal River 1 & 2

4. NAME, TITLE, TELEPHONE NUMBER OF CONTACT PERSON CONCERNING DATA  
SUBMITTED ON THIS FORM: Kelly Jo Irons, Associate Business Financial Analyst, (919) 546-5028

5. Signature of Official Submitting Report :



Denise Hards - Lead Business Financial Analyst

6. DATE COMPLETED: 5/8/2009

Lin No	Supplier Name	Mine Location	Purchas Type	Tons	F.O.B. Mine Price (\$/Ton)	Short Haul & Loading Charges (\$/Ton)	Original Invoice Price (\$/Ton)	Retro-active Price Inc(Dec) (\$/Ton)	Base Price (\$/Ton)	Quality Adjust-ments (\$/Ton)	Effective Purchase Price (\$/Ton)
(a)	(b)	(c)	(d)	(e)	(f)	(g)	(h)	(i)	(j)	(k)	(l)
1	B&W Resources inc	8, KY, 51	MTC	11,735	\$50.00	N/A	\$50.00	\$0.00	\$50.00	\$0.19	\$50.19
2	B&W Resources inc	8, KY, 51	MTC	11,845	\$110.00	N/A	\$110.00	\$0.00	\$110.00	\$0.00	\$110.00
3	Constellation Energy Commodities Group Inc.	8, KY, 195	MTC	11,641	\$52.50	N/A	\$52.50	\$0.00	\$52.50	\$1.85	\$54.35
4	Constellation Energy Commodities Group Inc.	8, KY, 193	MTC	11,560	\$52.50	N/A	\$52.50	\$0.00	\$52.50	\$1.85	\$54.35
5	ICG LLC	8, KY, 193	MTC	11,606	\$48.40	N/A	\$48.40	\$0.00	\$48.40	\$(0.58)	\$47.82
6	ICG LLC	8, VA, 105	MTC	11,612	\$115.00	N/A	\$115.00	\$0.00	\$115.00	\$3.19	\$118.19
7	Massey Utility Sales Company	8, WV, 81	MTC	10,442	\$51.75	N/A	\$51.75	\$0.00	\$51.75	\$2.67	\$54.42
8	MC Mining LLC	8, KY, 195	MTC	22,720	\$59.00	N/A	\$59.00	\$0.00	\$59.00	\$1.18	\$60.18
9	Trinity Coal Marketing LLC	8, KY, 71	LTC	22,912	\$51.00	N/A	\$51.00	\$0.00	\$51.00	\$(0.53)	\$50.47

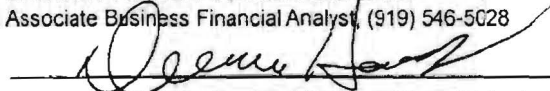
**DECLASSIFIED**

MONTHLY REPORT OF COST AND QUALITY OF COAL FOR ELECTRIC PLANTS  
ORIGIN, TONNAGE, DELIVERED PRICE AND AS RECEIVED QUALITY

**SPECIFIED  
CONFIDENTIAL**

1. Report for: Mo. 04/2009  
2. Reporting Company: Florida Power Corporation  
3. Plant Name: Crystal River 1 & 2

4. NAME, TITLE, TELEPHONE NUMBER OF CONTACT PERSON CONCERNING DATA  
SUBMITTED ON THIS FORM: Kelly Jo Irons, Associate Business Financial Analyst, (919) 546-5028

5. Signature of Official Submitting Report :   
Denise Hards - Lead Business Financial Analyst

6. DATE COMPLETED: 5/8/2009

Line No.	Supplier Name	Mine Location	Shipping Point	Transportation Mode	Tons	Effective Purchase Price (\$/Ton)	Additional Shorthaul & Loading Charges (\$/Ton)	Rail Rate (\$/Ton)	Other Rail Charges (\$/Ton)	River Barge Rate (\$/Ton)	Trans-loading Rate (\$/Ton)	Ocean Barge Rate (\$/Ton)	Other Water Charges (\$/Ton)	Other Related Charges (\$/Ton)	Transportation Charges (\$/Ton)	F.O.B. Plant Price (\$/Ton)
(a)	(b)	(c)	(c)	(e)	(f)	(g)	(h)	(i)	(j)	(k)	(l)	(m)	(n)	(o)	(p)	(q)
1	B&W Resources Inc	8, KY, 51	Resource	UR	11,735	\$50.19	N/A	\$24.99	\$7.60	N/A	N/A	N/A	N/A	N/A	\$32.59	\$82.78
2	B&W Resources Inc	8, KY, 51	Resource	UR	11,845	\$110.00	N/A	\$24.99	\$7.60	N/A	N/A	N/A	N/A	N/A	\$32.59	\$142.59
3	Constellation Energy Commodities Group In	8, KY, 195	Myra	UR	11,641	\$54.35	N/A	\$25.12	\$7.60	N/A	N/A	N/A	N/A	N/A	\$32.72	\$87.07
4	Constellation Energy Commodities Group In	8, KY, 193	Bluegrass #4	UR	11,560	\$54.35	N/A	\$26.51	\$7.78	N/A	N/A	N/A	N/A	N/A	\$34.29	\$88.64
5	ICG LLC	8, KY, 193	Typo	UR	11,606	\$47.82	N/A	\$26.51	\$7.60	N/A	N/A	N/A	N/A	N/A	\$34.11	\$81.93
6	ICG LLC	8, VA, 105	Mayflower CSX	UR	11,612	\$118.19	N/A	\$24.99	\$7.60	N/A	N/A	N/A	N/A	N/A	\$32.59	\$150.78
7	Massey Utility Sales Company	8, WV, 81	Goals	UR	10,442	\$54.42	N/A	\$26.88	\$8.09	N/A	N/A	N/A	N/A	N/A	\$35.57	\$89.98
8	MC Mining LLC	8, KY, 195	Scotts Branch	UR	22,720	\$60.18	N/A	\$25.12	\$7.60	N/A	N/A	N/A	N/A	N/A	\$32.72	\$92.90
9	Trinity Coal Marketing LLC	8, KY, 71	Banner	UR	22,912	\$50.47	N/A	\$25.12	\$7.60	N/A	N/A	N/A	N/A	N/A	\$32.72	\$83.19


**DECLASSIFIED**

MONTHLY REPORT OF COST AND QUALITY OF COAL FOR ELECTRIC PLANTS  
 ORIGIN, TONNAGE, DELIVERED PRICE AND AS RECEIVED QUALITY

**SPECIFIED  
 CONFIDENTIAL**

1. Report for: Mo. 04/2009  
 2. Reporting Company: Florida Power Corporation  
 3. Plant Name: Crystal River 1 & 2

4. NAME, TITLE, TELEPHONE NUMBER OF CONTACT PERSON CONCERNING DATA  
 SUBMITTED ON THIS FORM: Kelly Irons, Associate Business Financial Analyst, (913) 546-5028

5. Signature of Official Submitting Report:   
 Denise Hards - Lead Business Financial Analyst

6. DATE COMPLETED: 5/8/2009

Line No.	Month Reported	Form Plant Name	Intended Generating Plant	Supplier Name	Original Line Number	Volume (tons)	Form No.	Column Title	Old Value	New Value	New F.O.B. Plant Price	Reason for Revision
(a)	(b)	(c)	(d)	(e)	(f)	(g)	(h)	(i)	(j)	(k)	(l)	(m)
NONE												

**DECLASSIFIED**

MONTHLY REPORT OF COST AND QUALITY OF COAL FOR ELECTRIC PLANTS  
ORIGIN, TONNAGE, DELIVERED PRICE AND AS RECEIVED QUALITY

**SPECIFIED  
CONFIDENTIAL**

1. Report for: Mo. 04/2009  
2. Reporting Company: Florida Power Corporation  
3. Plant Name: Crystal River 4 & 5

4. NAME, TITLE, TELEPHONE NUMBER OF CONTACT PERSON CONCERNING DATA  
SUBMITTED ON THIS FORM: Kelly Jo Irons, Associate Business Financial Analyst, (919) 546-5028

5. Signature of Official Submitting Report :   
Denise Hards - Lead Business Financial Analyst

6. DATE COMPLETED: 5/8/2009

Lin No	Supplier Name	Mine Location	Purchase Type	Transportation Mode	Tons	Effective Purchase Price (\$/Ton)	Total Transportation Cost (\$/Ton)	F.O.B. Plant Price (\$/Ton)	As Received Coal Quality			
									Percent Sulfur (%)	Btu Content (Btu/lb)	Percent Ash (%)	Percent Moisture (%)
(a)	(b)	(c)	(d)	(e)	(f)	(g)	(h)	(i)	(j)	(k)	(l)	(m)
1	MC Mining LLC	8, KY, 195	MTC	UR	11,478	\$59.82	\$108.37	\$168.19	0.56	12,622	8.73	6.99
2	Transfer Facility	N/A	N/A	GB	79,376	\$69.06	\$12.26	\$81.32	0.63	11,422	9.91	10.87
3	Transfer Facility	N/A	N/A	GB	160,395	\$83.52	\$10.75	\$94.27	0.61	11,511	11.41	9.79

**DECLASSIFIED**

MONTHLY REPORT OF COST AND QUALITY OF COAL FOR ELECTRIC PLANTS  
ORIGIN, TONNAGE, DELIVERED PRICE AND AS RECEIVED QUALITY

**SPECIFIED  
CONFIDENTIAL**

1. Report for: Mo. 04/2009  
2. Reporting Company: Florida Power Corporation  
3. Plant Name: Crystal River 4 & 5

4. NAME, TITLE, TELEPHONE NUMBER OF CONTACT PERSON CONCERNING DATA  
SUBMITTED ON THIS FORM: Kelly Jo Irons, Associate Business Financial Analyst, (919) 546-5028

5. Signature of Official Submitting Report : *Denise Hards*  
Denise Hards - Lead Business Financial Analyst

6. DATE COMPLETED: 5/8/2009

Lin No	Supplier Name	Mine Location	Purchas Type	Tons	F.O.B. Mine Price (\$/Ton)	Short Haul & Loading Charges (\$/Ton)	Original Invoice Price (\$/Ton)	Retro-active Price Inc(Dec) (\$/Ton)	Base Price (\$/Ton)	Quality Adjust-ments (\$/Ton)	Effective Purchase Price (\$/Ton)
(a)	(b)	(c)	(d)	(e)	(f)	(g)	(h)	(i)	(j)	(k)	(l)
1	MC Mining LLC	8, KY, 195	MTC	11,478	\$59.00	N/A	\$59.00	\$0.00	\$59.00	\$0.82	\$59.82
2	Transfer Facility	N/A	N/A	79,376	\$69.06	N/A	\$69.06	\$0.00	\$69.06	N/A	\$69.06
3	Transfer Facility	N/A	N/A	160,395	\$83.52	N/A	\$83.52	\$0.00	\$83.52	N/A	\$83.52

**DECLASSIFIED**

MONTHLY REPORT OF COST AND QUALITY OF COAL FOR ELECTRIC PLANTS  
ORIGIN, TONNAGE, DELIVERED PRICE AND AS RECEIVED QUALITY

**SPECIFIED  
CONFIDENTIAL**

1. Report for: Mo. 04/2009  
2. Reporting Company: Florida Power Corporation  
3. Plant Name: Crystal River 4 & 5

4. NAME, TITLE, TELEPHONE NUMBER OF CONTACT PERSON CONCERNING DATA  
SUBMITTED ON THIS FORM: Kelly Jo Irons, Associate Business Financial Analyst, (919) 546-5028

5. Signature of Official Submitting Report :   
Denise Hards - Lead Business Financial Analyst

6. DATE COMPLETED: 5/8/2009

Line No.	Supplier Name	Mine Location	Shipping Point	Transportation Mode	Tons	Effective Purchase Price (\$/Ton)	Additional Shorthaul & Loading Charges (\$/Ton)	Rail Rate (\$/Ton)	Other Rail Charges (\$/Ton)	River Barge Rate (\$/Ton)	Trans-loading Rate (\$/Ton)	Ocean Barge Rate (\$/Ton)	Other Water Charges (\$/Ton)	Other Related Charges (\$/Ton)	Transportation Charges (\$/Ton)	F.O.B. Plant Price (\$/Ton)
(a)	(b)	(c)	(d)	(e)	(f)	(g)	(h)	(i)	(j)	(k)	(l)	(m)	(n)	(o)	(p)	(q)
1	MC Mining LLC	8, KY, 195	Scotts Branch	UR	11,478	\$59.82	N/A	\$25.12	\$83.25	N/A	N/A	N/A	N/A	N/A	\$108.37	\$168.19
2	Transfer Facility	N/A	Davant, La	GB	79,376	\$69.06	N/A	N/A	N/A	N/A	\$1.87	\$7.89	\$2.50	N/A	\$12.26	\$81.32
3	Transfer Facility	N/A	Myrtle Grove, La	GB	160,395	\$83.52	N/A	N/A	N/A	N/A	\$2.14	\$7.18	\$1.43	N/A	\$10.75	\$94.27

**DECLASSIFIED**



MONTHLY REPORT OF COST AND QUALITY OF COAL FOR ELECTRIC PLANTS  
 ORIGIN, TONNAGE, DELIVERED PRICE AND AS RECEIVED QUALITY

**SPECIFIED  
 CONFIDENTIAL**

1. Report for: Mo. 04/2009  
 2. Reporting Company. Florida Power Corporation  
 3. Plant Name: Crystal River 4 & 5

4. NAME, TITLE, TELEPHONE NUMBER OF CONTACT PERSON CONCERNING DATA  
 SUBMITTED ON THIS FORM: Kelly Irons, Associate Business Financial Analyst, (919) 546-5028

5. Signature of Official Submitting Report:

*[Handwritten Signature]*  
 Denise Harbs - Lead Business Financial Analyst

6. DATE COMPLETED: 5/8/2009

Line No.	Month Reported	Form Plant Name	Intended Generating Plant	Supplier Name	Original Line Number	Volume (tons)	Form No.	Column Title	Old Value	New Value	New F.O.B. Plant Price	Reason for Revision
(a)	(b)	(c)	(d)	(e)	(f)	(g)	(h)	(i)	(j)	(k)	(l)	(m)

NONE

**DECLASSIFIED**

MONTHLY REPORT OF COST AND QUALITY OF COAL FOR ELECTRIC PLANTS  
ORIGIN, TONNAGE, DELIVERED PRICE AND AS RECEIVED QUALITY

**SPECIFIED  
CONFIDENTIAL**

1. Report for: Mo. 04/2009  
2. Reporting Company: Florida Power Corporation  
3. Plant Name: Transfer Facility - IMT

4. NAME, TITLE, TELEPHONE NUMBER OF CONTACT PERSON CONCERNING DATA  
SUBMITTED ON THIS FORM: Kelly Jo Irons, Associate Business Financial Analyst, (919) 546-5028

5. Signature of Official Submitting Report :   
Denise Hards - Lead Business Financial Analyst

6. DATE COMPLETED: 5/8/2009

Lin No	Supplier Name	Mine Location	Purchase Type	Transportation Mode	Tons	Effective Purchase Price (\$/Ton)	Total Transportation Cost (\$/Ton)	F.O.B. Plant Price (\$/Ton)	As Received Coal Quality			
									Percent Sulfur (%)	Btu Content (Btu/lb)	Percent Ash (%)	Percent Moisture (%)
(a)	(b)	(c)	(d)	(e)	(f)	(g)	(h)	(i)	(j)	(k)	(l)	(m)
1	Apex Coal Sales	8, WV, 45	MTC	B	9,071	\$40.50	\$12.54	\$53.04	0.53	9,901	26.60	6.55
2	Coalsales LLC	N/A	MTC	B	30,027	\$92.35	\$10.61	\$102.96	0.47	11,131	10.33	10.75
3	Coalsales LLC	N/A	MTC	B	28,082	\$92.35	\$9.61	\$101.96	0.45	10,938	10.34	12.04
4	Coalsales LLC	17, CO, 107	MTC	B	50,632	\$73.69	\$10.67	\$84.36	0.48	11,110	10.14	11.16
5	Constellation Energy Commodities Group Inc.	8, WV, 45	S	B	15,427	\$62.25	\$11.63	\$73.88	0.87	12,039	12.94	7.18
6	Keystone Industries LLC	8, WV, 39	MTC	B	15,594	\$65.08	\$11.46	\$76.54	0.65	12,358	11.39	6.78
7	Magnum Coal Sales LLC	8, WV, 45	MTC	B	1,630	\$58.94	\$10.25	\$69.19	0.65	11,901	13.76	8.42
8	Magnum Coal Sales LLC	8, WV, 45	MTC	B	18,027	\$58.91	\$11.02	\$69.92	0.68	12,179	11.54	7.83
9	Oak Hill Corporation	N/A	MTC	B	22,026	\$112.90	\$11.01	\$123.92	0.96	11,990	9.80	8.16
10	Patriot Coal Sales	8, WV, 39	MTC	B	35,692	\$50.96	\$11.30	\$72.25	0.66	12,351	12.44	5.69

**DECLASSIFIED**

MONTHLY REPORT OF COST AND QUALITY OF COAL FOR ELECTRIC PLANTS  
ORIGIN, TONNAGE, DELIVERED PRICE AND AS RECEIVED QUALITY

**SPECIFIED  
CONFIDENTIAL**

1. Report for: Mo. 04/2009  
2. Reporting Company: Florida Power Corporation  
3. Plant Name: Transfer Facility - IMT

4. NAME, TITLE, TELEPHONE NUMBER OF CONTACT PERSON CONCERNING DATA  
SUBMITTED ON THIS FORM: Kelly Jo Irons, Associate Business Financial Analyst, (919) 546-5028

5. Signature of Official Submitting Report :

*Denise Hards*

Denise Hards - Lead Business Financial Analyst

6. DATE COMPLETED: 5/8/2009

Lin No	Supplier Name	Mine Location	Purchas Type	Tons	F.O.B. Mine Price (\$/Ton)	Short Haul & Loading Charges (\$/Ton)	Original Invoice Price (\$/Ton)	Retro-active Price Inc(Dec) (\$/Ton)	Base Price (\$/Ton)	Quality Adjust-ments (\$/Ton)	Effective Purchase Price (\$/Ton)
(a)	(b)	(c)	(d)	(e)	(f)	(g)	(h)	(i)	(j)	(k)	(l)
1	Apex Coal Sales	8, WV, 45	MTC	9,071	\$40.50	N/A	\$40.50	\$0.00	\$40.50	\$0.00	\$40.50
2	Coalsales LLC	N/A	MTC	30,027	\$94.50	N/A	\$94.50	\$0.00	\$94.50	\$(2.15)	\$92.35
3	Coalsales LLC	N/A	MTC	28,082	\$94.50	N/A	\$94.50	\$0.00	\$94.50	\$(2.15)	\$92.35
4	Coalsales LLC	17, CO, 107	MTC	50,632	\$74.95	N/A	\$74.95	\$0.00	\$74.95	\$(1.26)	\$73.69
5	Constellation Energy Commodities Group Inc.	8, WV, 45	S	15,427	\$62.05	N/A	\$62.05	\$0.00	\$62.05	\$0.20	\$62.25
6	Keystone Industries LLC	8, WV, 39	MTC	15,594	\$64.25	N/A	\$64.25	\$0.00	\$64.25	\$0.83	\$65.08
7	Magnum Coal Sales LLC	8, WV, 45	MTC	1,630	\$58.99	N/A	\$58.99	\$0.00	\$58.99	\$(0.05)	\$58.94
8	Magnum Coal Sales LLC	8, WV, 45	MTC	18,027	\$59.00	N/A	\$59.00	\$0.00	\$59.00	\$(0.09)	\$58.91
9	Oak Hill Corporation	N/A	MTC	22,026	\$113.00	N/A	\$113.00	\$0.00	\$113.00	\$(0.10)	\$112.90
10	Patriot Coal Sales	8, WV, 39	MTC	35,692	\$59.07	N/A	\$59.07	\$0.00	\$59.07	\$1.83	\$60.96

**DECLASSIFIED**


MONTHLY REPORT OF COST AND QUALITY OF COAL FOR ELECTRIC PLANTS  
ORIGIN, TONNAGE, DELIVERED PRICE AND AS RECEIVED QUALITY

**SPECIFIED  
CONFIDENTIAL**

1. Report for: Mo. 04/2009  
2. Reporting Company: Florida Power Corporation  
3. Plant Name: Transfer Facility - IMT

4. NAME, TITLE, TELEPHONE NUMBER OF CONTACT PERSON CONCERNING DATA  
SUBMITTED ON THIS FORM: Kelly Jo Irons, Associate Business Financial Analyst, (919) 546-5028

5. Signature of Official Submitting Report.



Denise Hards - Lead Business Financial Analyst

6. DATE COMPLETED: 5/8/2009

Line No.	Supplier Name	Mine Location	Shipping Point	Transportation Mode	Tons	Effective Purchase Price (\$/Ton)	Additional Shorthaul & Loading Charges (\$/Ton)	Rail Rate (\$/Ton)	Other Rail Charges (\$/Ton)	River Barge Rate (\$/Ton)	Trans-loading Rate (\$/Ton)	Ocean Barge Rate (\$/Ton)	Other Water Charges (\$/Ton)	Other Related Charges (\$/Ton)	Transportation Charges (\$/Ton)	F.O.B. Plant Price (\$/Ton)
(a)	(b)	(c)	(d)	(e)	(f)	(g)	(h)	(i)	(j)	(k)	(l)	(m)	(n)	(o)	(p)	(q)
1	Apex Coal Sales	8, WV, 45	Amhersdale	B	9,071	\$40.50	N/A	N/A	N/A	\$10.25	\$2.29	N/A	\$0.00	N/A	\$12.54	\$53.04
2	Coalsales LLC	N/A	Cahokia Colorad	B	30,027	\$92.35	N/A	N/A	N/A	\$9.78	\$0.83	N/A	\$0.00	N/A	\$10.61	\$102.96
3	Coalsales LLC	N/A	Cora Dock Colorz	B	28,082	\$92.35	N/A	N/A	N/A	\$8.82	\$0.79	N/A	\$0.00	N/A	\$9.61	\$101.96
4	Coalsales LLC	17, CO, 107	Twenty Mile	B	50,532	\$73.69	N/A	N/A	N/A	\$9.78	\$0.89	N/A	\$0.00	N/A	\$10.67	\$84.36
5	Constellation Energy Commodities Group In	8, WV, 45	Amhersdale	B	15,427	\$62.25	N/A	N/A	N/A	\$10.25	\$1.38	N/A	\$0.00	N/A	\$11.63	\$73.68
6	Keystone Industries LLC	8, WV, 39	Marmet Dock	B	15,594	\$65.08	N/A	N/A	N/A	\$10.25	\$1.21	N/A	\$0.00	N/A	\$11.46	\$76.54
7	Magnum Coal Sales LLC	8, WV, 45	Panther Mining	B	1,530	\$58.94	N/A	N/A	N/A	\$10.25	\$0.00	N/A	\$0.00	N/A	\$10.25	\$69.19
8	Magnum Coal Sales LLC	8, WV, 45	Panther Mining	B	18,027	\$58.91	N/A	N/A	N/A	\$10.25	\$0.77	N/A	\$0.00	N/A	\$11.02	\$69.92
9	Oak Hill Corporation	N/A	Nymex Pool	B	22,026	\$112.90	N/A	N/A	N/A	\$10.25	\$0.76	N/A	\$0.00	N/A	\$11.01	\$123.92
10	Patriot Coal Sales	8, WV, 39	Kanahwa Eagle	B	35,692	\$60.96	N/A	N/A	N/A	\$10.25	\$1.05	N/A	\$0.00	N/A	\$11.30	\$72.25

**DECLASSIFIED**


MONTHLY REPORT OF COST AND QUALITY OF COAL FOR ELECTRIC PLANTS  
 ORIGIN, TONNAGE, DELIVERED PRICE AND AS RECEIVED QUALITY

**SPECIFIED  
 CONFIDENTIAL**

1. Report for: Mo. 04/2009  
 2. Reporting Company: Florida Power Corporation  
 3. Plant Name: Transfer Facility - IMT

4. NAME, TITLE TELEPHONE NUMBER OF CONTACT PERSON CONCERNING DATA  
 SUBMITTED ON THIS FORM: Kelly Irons, Associate Business Financial Analyst, (919) 546-5028

5. Signature of Official Submitting Report:

  
 Denise Hards - Lead Business Financial Analyst

6. DATE COMPLETED: 5/8/2009

Line No.	Month Reported	Form Plant Name	Intended Generating Plant	Supplier Name	Original Line Number	Volume (tons)	Form No.	Column Title	Old Value	New Value	New F.O.B. Plant Price	Reason for Revision
(a)	(b)	(c)	(d)	(e)	(f)	(g)	(h)	(i)	(j)	(k)	(l)	(m)
NONE												

**DECLASSIFIED**

MONTHLY REPORT OF COST AND QUALITY OF COAL FOR ELECTRIC PLANTS  
ORIGIN, TONNAGE, DELIVERED PRICE AND AS RECEIVED QUALITY

**SPECIFIED  
CONFIDENTIAL**

1. Report for: Mo. 04/2009  
2. Reporting Company: Florida Power Corporation  
3. Plant Name: Transfer Facility - UBT

4. NAME, TITLE, TELEPHONE NUMBER OF CONTACT PERSON CONCERNING DATA  
SUBMITTED ON THIS FORM: Kelly Jo Irons, Associate Business Financial Analyst, (919) 546-5028

5. Signature of Official Submitting Report :   
Denise Hards - Lead Business Financial Analyst

6. DATE COMPLETED: 5/8/2009

Lin No	Supplier Name	Mine Location	Purchase Type	Transportation Mode	Tons	Effective Purchase Price (\$/Ton)	Total Transportation Cost (\$/Ton)	F.O.B. Plant Price (\$/Ton)	As Received Coal Quality			
									Percent Sulfur (%)	Btu Content (Btu/lb)	Percent Ash (%)	Percent Moisture (%)
(a)	(b)	(c)	(d)	(e)	(f)	(g)	(h)	(i)	(j)	(k)	(l)	(m)
1	Apex Coal Sales	8, WV, 45	MTC	B	10,876	\$40.50	\$10.25	\$50.75	0.53	9,840	26.70	6.58
2	Coalsales LLC	17, CO, 107	MTC	B	5,437	\$73.69	\$9.78	\$83.47	0.48	11,072	10.53	11.03

**DECLASSIFIED**

MONTHLY REPORT OF COST AND QUALITY OF COAL FOR ELECTRIC PLANTS  
ORIGIN, TONNAGE, DELIVERED PRICE AND AS RECEIVED QUALITY

**SPECIFIED  
CONFIDENTIAL**

1. Report for: Mc. 04/2009  
2. Reporting Company: Florida Power Corporation  
3. Plant Name: Transfer Facility - UBT

4. NAME, TITLE, TELEPHONE NUMBER OF CONTACT PERSON CONCERNING DATA  
SUBMITTED ON THIS FORM: Kelly Jo Irons, Associate Business Financial Analyst, (919) 546-5028

5. Signature of Official Submitting Report :   
Denise Hards - Lead Business Financial Analyst

6. DATE COMPLETED: 5/8/2009

Lin No	Supplier Name	Mine Location	Purchas Type	Tons	F.O.B. Mine Price (\$/Ton)	Short Haul & Loading Charges (\$/Ton)	Original Invoice Price (\$/Ton)	Retro-active Price Inc(Dec) (\$/Ton)	Base Price (\$/Ton)	Quality Adjust-ments (\$/Ton)	Effective Purchase Price (\$/Ton)
(a)	(b)	(c)	(d)	(e)	(f)	(g)	(h)	(i)	(j)	(k)	(l)
1	Apex Coal Sales	8, WV, 45	MTC	10,876	\$40.50	N/A	\$40.50	\$0.00	\$40.50	\$0.00	\$40.50
2	Coalsales LLC	17, CO, 107	MTC	5,437	\$74.95	N/A	\$74.95	\$0.00	\$74.95	\$(1.25)	\$73.69

**DECLASSIFIED**

MONTHLY REPORT OF COST AND QUALITY OF COAL FOR ELECTRIC PLANTS  
ORIGIN, TONNAGE, DELIVERED PRICE AND AS RECEIVED QUALITY

**SPECIFIED  
CONFIDENTIAL**

1. Report for: Mo. 04/2009  
2. Reporting Company: Florida Power Corporation  
3. Plant Name: Transfer Facility - UBT

4. NAME, TITLE, TELEPHONE NUMBER OF CONTACT PERSON CONCERNING DATA  
SUBMITTED ON THIS FORM: Kelly Jo Irons, Associate Business Financial Analyst, (919) 546-5028

5. Signature of Official Submitting Report :   
Denise Hards - Lead Business Financial Analyst

6. DATE COMPLETED: 5/8/2009

Line No.	Supplier Name	Mine Location	Shipping Point	Transportation Mode	Tons	Effective Purchase Price (\$/Ton)	Additional Shorthaul & Loading Charges (\$/Ton)	Rail Rate (\$/Ton)	Other Rail Charges (\$/Ton)	River Barge Rate (\$/Ton)	Trans-loading Rate (\$/Ton)	Ocean Barge Rate (\$/Ton)	Other Water Charges (\$/Ton)	Other Related Charges (\$/Ton)	Transportation Charges (\$/Ton)	F.O.B. Plant Price (\$/Ton)
1	Apex Coal Sales	8, WV, 45	Amherstdale	B	10,876	\$40.50	N/A	N/A	N/A	\$10.25	\$0.00	N/A	\$0.00	N/A	\$10.25	\$50.75
2	Coalsales LLC	17, CO, 107	Twenty Mile	B	5,437	\$73.69	N/A	N/A	N/A	\$9.78	\$0.00	N/A	\$0.00	N/A	\$9.78	\$83.47

**DECLASSIFIED**



MONTHLY REPORT OF COST AND QUALITY OF COAL FOR ELECTRIC PLANTS  
 ORIGIN, TONNAGE, DELIVERED PRICE AND AS RECEIVED QUALITY

**SPECIFIED  
 CONFIDENTIAL**

1. Report for: Mo. 04/2009  
 2. Reporting Company: Florida Power Corporation  
 3. Plant Name: Transfer Facility - UBT

4. NAME, TITLE, TELEPHONE NUMBER OF CONTACT PERSON CONCERNING DATA  
 SUBMITTED ON THIS FORM: Kelly Irons, Associate Business Financial Analyst (919) 546-5028

5. Signature of Official Submitting Report:

*Denise Hards*  
 Denise Hards - Lead Business Financial Analyst

6. DATE COMPLETED: 5/8/2009

Line No.	Month Reported	Form Plant Name	Intended Generating Plant	Supplier Name	Original Line Number	Volume (tons)	Form No.	Column Title	Old Value	New Value	New F.O.E. Plant Price	Reason for Revision
(a)	(b)	(c)	(d)	(e)	(f)	(g)	(h)	(i)	(j)	(k)	(l)	(m)

NONE

**DECLASSIFIED**