

RUTLEDGE, ECENIA & PURNELL

PROFESSIONAL ASSOCIATION
ATTORNEYS AND COUNSELORS AT LAW

MICHAEL J. BARRY
STEPHEN A. ECENIA
RICHARD M. ELLIS
DIANA FERGUSON
MARTIN P. McDONNELL
J. STEPHEN MENTON
R. DAVID PRESCOTT

POST OFFICE BOX 551, 32302-0551
119 SOUTH MONROE STREET, SUITE 202
TALLAHASSEE, FLORIDA 32301-1841

TELEPHONE (850) 681-6788
TELECOPIER (850) 681-6515

HAROLD F. X. PURNELL
MARSHA E. RULE
GARY R. RUTLEDGE
MAGGIE M. SCHULTZ
GABRIEL F.V. WARREN
GOVERNMENTAL CONSULTANTS
MARGARET A. MENDUNI

April 21, 2011

CONFIDENTIAL DOCUMENTS ENCLOSED

VIA HAND DELIVERY

Ms. Ann Cole, Director
Division of the Commission Clerk and
Administrative Services
Florida Public Service Commission
2540 Shumard Oak Boulevard
Tallahassee, FL 32399-0850

✓
____ claim of confidentiality
____ notice of intent
____ request for confidentiality
____ filed by OPC

For DN 02755-11, which
is in locked storage. You must be
authorized to view this DN.-CLK

RECEIVED-FPSC
11 APR 21 PM 1:22
COMMISSION
CLERK

Re: **CLAIM OF CONFIDENTIALITY:**
Northeast Florida Telephone Company's Amended Response to 2011 Local
Competition Report Data Request

Dear Ms. Cole:

Pursuant to Section 364.183(1), Florida Statutes, and Rule 25-22.006(5)(a), Florida
Administrative Code, Northeast Florida Telephone Company ("Northeast Florida") hereby claims
confidential treatment for certain portions of its Amended Response to the 2011 Local Competition
Report Data Request ("Amended Response").¹

Enclosed herewith are the following attachments:

- (1) Attachment "A" - two copies of Northeast Florida's Response with the specific information claimed to be confidential redacted; and
- (2) Attachment "B" - a sealed envelope marked "CONFIDENTIAL" containing:
 - (a) Northeast Florida's complete unedited Response in electronic format; and
 - (b) Northeast Florida's Response with the specific information claimed to be confidential highlighted in yellow

COM
APA
ECR
GCL
RAD
SSC
ADM
OPC
CLK

¹Northeast Florida Telephone filed its original response to the 2011 Local Competition Report Data Request on April 15, 2011. The only Amendment contained in this response is to Northeast Florida's Response to Table 1 column "e" of its original Confidential Response.

DOCUMENT NUMBER-DATE

02754 APR 21 =

FPSC-COMMISSION CLERK

Northeast Florida asserts that the portions of its Response described below contain proprietary confidential business information regarding the business plans of both Northeast Florida and its affiliate, NEFCOM Communications. The services addressed in the Response are local services and advanced services. Northeast Florida and its affiliate, NEFCOM Communications, are currently experiencing competition from other service providers with respect to such services within Northeast Florida's service territory.

Pursuant to Section 364.183(1), Florida Statutes, upon the filing of Northeast Florida's claim that such information is proprietary confidential business information, such information shall be kept confidential and shall be exempt from Section 119.07(1) and Section 24(a), Art. I of the State Constitution. The specific portions of the Response Northeast Florida claims as proprietary confidential business information are as follows:

- 1) Question No. 2-Services Provided in Florida: Disclosure of Northeast Florida's response to this item would provide Northeast Florida's competitors with proprietary confidential information regarding differences greater than 10-percent from the 2010 to 2011 data tables in this filing.
- 2) Question No. 4-Prepaid Service: Disclosure of Northeast Florida's response to this item would provide Northeast Florida's competitors with proprietary confidential information regarding Northeast Florida's involvement in the highly competitive market of prepaid service. This type of proprietary confidential business information is not made public under any other circumstances.
- 3) Question Nos. 5 & 6 - VoIP: Disclosure of Northeast Florida's response to this item would provide Northeast Florida's competitors with proprietary confidential information regarding Northeast Florida's involvement in the highly competitive market of the provision of VoIP. This type of proprietary confidential business information is not made public under any other circumstances.
- 4) Question Nos. 7 – 12 - Broadband: Disclosure of Northeast Florida's response to this item would provide Northeast Florida's competitors with proprietary confidential business information regarding Northeast Florida's involvement in the market for broadband services within Northeast Florida's service territory. This type of proprietary confidential business information is not made public under any other circumstances.
- 5) Question Nos. 13 -15 - Fiber Deployment: Disclosure of Northeast Florida's response to this item would provide Northeast Florida's competitors with proprietary confidential business information regarding Northeast Florida's involvement in the market for fiber deployment within Northeast Florida's service territory. This type of proprietary confidential business information is not made public under any other circumstances.

- 6) Question Nos. 17 & 18 – Video Services: Disclosure of Northeast Florida's response to this item would provide Northeast Florida's competitors with proprietary confidential business information regarding Northeast Florida's involvement in the market for video services within Northeast Florida's service territory. This type of proprietary confidential business information is not made public under any other circumstances.
- 7) Table 1: The information provided in Table 1 consists of competitively sensitive information related to Northeast Florida's access lines. This information differs from Northeast Florida's response to Question 1 in that the numbers in Table 1 provide the access line data down to the exchange level. Such information is considered by Northeast Florida to be proprietary confidential business information.

Table 2: Northeast Florida is not authorized under its agreements with CLECs to publicly disclose the information requested in Table 2. Accordingly, the information contained in Table 2 is considered by Northeast Florida to be proprietary confidential business information.

Tables 3 & 4: The information provided in Tables 3 & 4 consists of detailed access line information that is considered by Northeast Florida to be proprietary confidential business information.

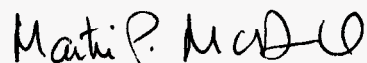
Table 5: The information provided in Table 5 consists of detailed VoIP information that Northeast Florida considers proprietary and confidential.

- 8) FCC Form 477: Northeast Florida's responses to FCC Form 477 contain proprietary confidential information that is treated as confidential by the FCC and should also be treated as confidential by the Florida Public Service Commission.

A copy of this letter, along with a public copy of Northeast Florida's Response have been hand delivered to Beth Salak, Division of Competitive Markets & Enforcement, concurrent with this filing.

Please acknowledge receipt of these documents by stamping the extra copy of this letter "filed" and returning the copy to me. Thank you for your assistance with this filing.

Sincerely,



Martin P. McDonnell

Enclosures

cc: Ms. Beth Salak (w/o enclosures)

2011 Incumbent Local Exchange Carrier (ILEC) Questionnaire (Due by April 15, 2011)¹

Company: Northeast Florida Telephone Company d/b/a NEFCOM

Contact name & title: Amanda Molina, Manager of Revenue Requirements

Telephone number: 904-688-0031

E-mail address: amolina@townes.net

Services Provided in Florida

1. Please complete all applicable data tables. Please indicate which column on Table 1 commingled loops are included.
2. If you submitted data tables in 2010, please provide an explanation below of any differences in the number of access lines by category that occur in your 2011 submission that exceed 10 percent.



Total State Retail Residential and Business Access Line Counts

3. How many traditional retail residential and business voice-grade equivalent lines do you have in Florida? The numbers below should match the residential and business totals in Table 1. The Commission's intent is to publish these totals in the report.

<u>5562</u>	Residential
<u>1475</u>	Business
<u>7037</u>	Total

Bundled Services & Prepaid Service

4. What percentage of your Florida residential and business customers purchase bundled (i.e. voice service packaged with additional services such as internet or video service) offerings?

¹ The due date is established by Section 364.386(1)(b), Florida Statutes. Failure to comply with this rule may result in the Commission assessing penalties of up to \$25,000 per offense, with each day of noncompliance constituting a separate offense per Section 364.285(1), Florida Statutes.

Please provide the percentage below. Do not include bundles of telecom-only services. If you do not offer bundled services, indicate "not applicable."

33.256 Residential
2.779 Business
_____ Not applicable

5. This question concerns **prepaid** local telephone service in Florida. Please place a check by the response that most accurately reflects whether or not you provide **prepaid** local telephone service.

Company provides ONLY prepaid local telephone service in Florida
 Company provides prepaid AND non-prepaid local telephone service in Florida
 Company does NOT provide prepaid local telephone service in Florida

VoIP

6. Did you provide VoIP service to end users in Florida as of December 31, 2010? VoIP service is defined as IP-based voice service over a digital connection.

Yes
 No

7. Indicate below whether you are providing or offering VoIP service to end users in Florida. Please check all that apply.

Not providing VoIP service to end users
 Providing VoIP services to business end users
 Providing VoIP services to residential end users
 Offering business VoIP services, but have no business VoIP end users in Florida
 Offering residential VoIP services, but have no residential VoIP end users in Florida.

8. If you are providing VoIP service in Florida, please check all that apply:

Use of public Internet
 Use of private IP network

Broadband

9. Do you provide broadband to residential customers in Florida? Please check the applicable answer.

Yes

[REDACTED]
[REDACTED] No

- 10. If you do provide broadband to residential customers in Florida, please give your best estimate of the percentage of residential end user premises in your Florida service area for which your broadband services are available. [REDACTED]
- 11. How many residential broadband subscribers do you have in Florida? [REDACTED]
- 12. Please list the method(s) of broadband provisioning utilized by your company in Florida (i.e., DSL, cable modem, fiber, etc.). [REDACTED]
- 13. What are the typical downstream and upstream speeds for your most subscribed to broadband service? [REDACTED]
- 14. What is the monthly price for your most subscribed to broadband service? [REDACTED]
- 15. Are you participating or have participated in a project that utilizes the 2009 American Recovery and Reinvestment Act stimulus grant funding? [REDACTED]

Fiber Deployment

- 16. Did you have any fiber deployments to homes or businesses in Florida between January 1, 2009 and December 31, 2010?
[REDACTED] Yes
[REDACTED] No

- 17. Please provide the number of new residential and business subscribers served by Fiber to the Home, Fiber to the Premises, and/or Fiber-to-the-Curb technology since the last reporting period.
[REDACTED] Residential Subscribers
[REDACTED] Business Subscribers
[REDACTED] Total

- 18. Please provide your company's total statewide residential and business subscribers currently served by Fiber-to-the-Home, Fiber-to-the-Premises, and/or Fiber-to-the-Curb technology.
[REDACTED] Residential Subscribers
[REDACTED] Business Subscribers
[REDACTED] Total

Video Service

19. What video services does your company offer in Florida? Check all that apply.

- Fiber or copper based video service
- Cable television
- Satellite television

20. Do you have plans to offer video services in conjunction with other network services in the next three years?

Form 477

21. Please provide a copy of the Form 477 you filed with the FCC with data as of **December 31, 2010**.

Comments

22. Please provide any comments, suggestions or information you believe will assist staff in evaluating and reporting on the development of local exchange competition in Florida. We would appreciate any comments or information on intermodal local competition (e.g., wireless, cable telephony, VoIP), reports or studies you have completed on CLEC market share, or anything else that you believe to be relevant.

Table 1: Traditional Retail Switched Access Lines on a Voice-Grade Equivalent (VGE) Basis

Company Name:

Northeast Florida Telephone Company d/b/a/ NEFCOM

Company Code*:

TL715

* Your Company code is shown on the label affixed to the envelope in which this was mailed and on the cover letter.

THIS TABLE IS TO ONLY CAPTURE TRADITIONAL RETAIL SWITCHED ACCESS LINES. DO NOT INCLUDE LINES REPORTED IN TABLE 5.

Complete Table 1 if you provided voice telephone service to Florida end users via one or more voice-grade equivalent (VGE) lines or fixed wireless VGE channels. See FCC Form 477 definitions and instructions for Line A.11 and complete this table accordingly.

Each NPA-NXX and corresponding data must be entered in a separate row. Please combine lines that have the same NPA-NXX.

Do not report special access lines or any high-capacity connections between two locations of the same end user, ISP, or telecommunications carrier.

Please include a grand total row in the last row of data. Each cell in the table must be populated. If you have no lines for an exchange in any of the various line types, you must enter a zero. Numbers should be formatted as percentages.

Please report all UNE-P lines in column G including those governed by commercial agreements.

Please provide data as of December 31, 2010.

(1)	(a)	Percentages of lines and wireless channels reported in (a)**															
		(b)		(e)		(f)		(g)		(h)		(i)		(j)		(k)	
NPA-NXX i.e.(850-413)	Total VGE lines and VGE wireless channels in service	Residential lines		Provided over your own local loop facilities or the fixed wireless last-mile equivalent		Provided over UNE loops obtained without UNE switching		Provided over UNE-Platform		Provided by reselling another carrier's service (including Centrex/Centron or channelized special access service)		Provided over optical fiber facilities used in the part of the line that connects to the end user premises		Provided over coaxial cable at the end user premises ("cable telephony")		Provided over fixed wireless at the end user premises	
		Res	Bus	Res	Bus	Res	Bus	Res	Bus	Res	Bus	Res	Bus	Res	Bus	Res	Bus
II.A. Voice telephone service provided to end users:																	
Total lines and channels you provided to end users:																	

**We are not asking for information contained in columns (c) and (d) of the FCC Form 477.

Table 2: Resold Lines Provided to Unaffiliated Telecommunications Carriers on a Voice-Grade Equivalent (VGE) Basis

Company Name:

Northeast Florida Telephone Company d/b/a NEFCOM

Company Code*:

TL715

* Your Company code is shown on the label affixed to the envelope in which this was mailed and on the cover letter.

THIS TABLE IS TO ONLY CAPTURE RESOLD LINES PROVIDED TO UNAFFILIATED TELECOMMUNICATIONS CARRIERS.

Complete Table 2 if you provided one or more *voice-grade equivalent (VGE)* lines or fixed wireless *VGE* channels to *unaffiliated* telecommunications carriers, including those under *commercial* agreements, to enable the *unaffiliated* carriers to provide *voice telephone service* to Florida end users. See FCC Form 477 definitions and instructions for *Line B.II-2* and *Line B.II-3* and complete this table accordingly, except that you should *not* report any UNE-Ps in this table.

Each NPA-NXX and corresponding data must be entered in a separate row.
Please combine lines that have the same NPA-NXX.

Report all lines and channels under *resale* arrangements with *unaffiliated* carriers, including *other resale* arrangements under *commercial* agreements that replace, or substitute for, UNE arrangements or line-sharing. However, do *not* report any Local Platform (formerly known as UNE-P) loops in this table, as those should be reported in Table 4. Examples of *other resale* arrangements also include *Centrex/Centron* or *Special Access* service to enable the *unaffiliated* carriers to provide *local* telephone service to their end users. However, do *not* report special access lines or any high-capacity connections *between two locations of the same* end user, ISP or telecommunications carrier.

Please provide data as of December 31, 2010.

II.B. *Voice telephone service* that you provided to *unaffiliated* telecommunications carriers, categorized by:

	(1) NPA-NXX i.e.(850-413)	(2) Res or Bus	(a) Total VGE lines and VGE wireless channels in service
Lines and channels under <i>Resale</i> arrangements			

Table 3: UNE Loops Without Switching Provided to Unaffiliated Telecommunications Carriers - Not on VGE Basis

Company Name:

Northeast Florida Telephone Company d/b/a NEFCOM

Company Code*:

TL715

* Your Company code is shown on the label affixed to the envelope in which this was mailed and on the cover letter.

THIS TABLE IS TO ONLY CAPTURE UNE LOOPS WITHOUT SWITCHING PROVIDED TO UNAFFILIATED TELECOMMUNICATIONS CARRIERS.

Complete Table 3 if you provided circuits to *unaffiliated* telecommunications carriers under an *unbundled network element (UNE) loop* arrangement, including those under *commercial* agreements, to enable the *unaffiliated* carrier to provide *voice telephone service* to Florida end users. See FCC Form 477 definitions and instructions for *Line C.II-4* and complete this table accordingly.

Each NPA-NXX and corresponding data must be entered in a separate row.
Please combine lines that have the same NPA-NXX.

Please provide data as of December 31, 2010.

II.C. UNE Loops that you provided to *unaffiliated* telecommunications carriers, categorized by:

Lines and channels under a UNE loop arrangement, where you *did not provide switching* for the line.

(1) NPA-NXX i.e.(850-413)	(2) Res or Bus	(a) Total lines and wireless channels (do not convert to VGEs)
[REDACTED]		

Table 4: UNE Loops With Switching (formerly known as UNE-P) Provided to Unaffiliated Telecommunications Carriers - Not on VGE Basis

Company Name:

Company Code*:

* Your Company code is shown on the label affixed to the envelope in which this was mailed and on the cover letter.

THIS TABLE IS TO ONLY CAPTURE UNE LOOPS WITH SWITCHING PROVIDED TO UNAFFILIATED TELECOMMUNICATIONS CARRIERS.

Complete Table 4 if you provided circuits to *unaffiliated* telecommunications carriers under a *Local Platform* (formerly known as *UNE-P*) arrangement, including those under *commercial* agreements, to enable the *unaffiliated* carriers to provide *voice telephone service* to Florida end users. See FCC Form 477 definitions and instructions for *Line C.II-5* and complete this table accordingly, except that you should include the UNE-Ps governed by *commercial* agreements in this table, not in Table 2.

Each NPA-NXX and corresponding data must be entered in a separate row.
Please combine lines that have the same NPA-NXX.

Please provide data as of December 31, 2010.

II.C. UNE Loops that you provided to <i>unaffiliated</i> telecommunications carriers, categorized by:	(1) NPA-NXX i.e.(850-413)	(2) Res or Bus	(a) Total lines and wireless channels (do <i>not</i> convert to VGEs)
<input type="text" value="Lines and channels under a UNE loop arrangement, where you also provided switching for the line ('Local Platform', formerly UNE-P)."/>			

Table 5: VoIP Access Lines on a Voice-Grade Equivalent (VGE) Basis

Company Name:

Northeast Florida Telephone Company d/b/a NEFCOM

Company Code*:

TL715

* Your Company code is shown on the label affixed to the envelope in which this was mailed and on the cover letter.

THIS TABLE IS TO ONLY CAPTURE VoIP LINES. DO NOT INCLUDE LINES REPORTED IN TABLE 1.

Complete Table 5 if you provided VoIP service to Florida *end users* via one or more *voice-grade equivalent (VGE)* lines or wireless *VGE* channels.

An access line connects the end user's customer premises equipment (CPE) to the serving switch and allows the end user to originate and/or terminate local telephone calls on the public switched telephone network (PSTN). The access line counts in Table 5 below must be based on **all** of your different types of access lines (including fixed wireless) that are used to provide VoIP service.

Each field must be populated. All entries must be made without quotation marks

The data must include lines of all affiliated companies.

TABLE COLUMN INSTRUCTIONS:

Column (a). **Reported NPA-NXX data should not be based on secondary service locations (i.e., where service has been moved temporarily to a secondary location such as a vacation home).**

Each NPA-NXX and corresponding data must be entered in a separate row. Please combine lines that have the same NPA-NXX.

Column (b). Enter the abbreviation **Res** for Residential lines or **Bus** for Business lines. **Residential lines and business lines must be entered in separate rows.**

Column (c). Enter line count as *voice-grade equivalents (VGEs)*. Report *VGEs* based on how the customer is billed. If the customer is billed for a dynamic bandwidth VoIP product, the line count would be the maximum number of VoIP lines available. If the customer is billed for a specific number of VoIP lines, or a range of lines, the VoIP line count would be the number of VoIP lines or the highest number of the range, respectively. **Each line count must be entered in separate rows.**

Please provide data as of December 31, 2010.

(a)	(b)	(c)
NPA-NXX i.e.(850-413)	Res or Bus	Total VGE Lines
Grand Total		

Status: On Jan 24, 2011, the status for this Form 477 submission was changed to **Original - In Progress**.

All filers must complete Items 1 through 11 below

Data Description	Value
Data as of	Dec 31, 2010
1. FRN	3757432
2. Company	Northeast Florida Telephone Company
3. Type of Operations	<input checked="" type="radio"/> ILEC <input type="radio"/> Non-ILEC
4. Use this drop-down list to select a single name, such as the holding company, to identify all commonly-owned or commonly-controlled filers. Commonly-controlled filers with no holding company should decide on a single name to use for this question. Select "not shown" if no appropriate name appears in the list.	Townes Telecommunications, Inc.
If you selected "not shown" above, type in the single name that will identify all commonly-owned or commonly-controlled filers.	
5. State	FL
6. Contact person (person who prepared the submitted data)	Amanda Molina
7. Contact person telephone number and email address	Phone: 9046880031
	Email: amolina@townes.net
8. Status of submission	Original - In Progress
9. Indicate whether you request non-disclosure of some or all of the information in this submission because you believe that this information is privileged and confidential and public disclosure of such information would likely cause substantial harm to the competitive position of the filer.	<input type="radio"/> No <input checked="" type="radio"/> Yes
10. Official (corporate officer, managing partner, or sole proprietor) whose signature certifies that he/she has examined the information contained in this Form 477 and that, to the best of his/her knowledge, information and belief, all statements of fact contained in this Form 477 are true and correct. For purposes of this Form 477, the entry of the official's name on this line shall constitute that official's electronic signature to this certification. Persons making willful false statements in a Form 477 can be punished by fine or imprisonment under the Communications Act, 47 U.S.C. 220(e).	Deborah Nobles
11. Certifying official telephone number and email address	Phone: 9046880017
	Email: dnobles@townes.net

Part I.A: Broadband - Asymmetric xDSL

In Part I.A, report connections (wired "lines") to end users that you (including affiliates) equipped to enable the end user to receive information from and/or send information to the Internet at information transfer rates exceeding 200 kbps in at least one direction. Report only in-service connections. The end user's Internet access service may be provided by you (including affiliates) or by an unaffiliated entity. For purposes of Part I.A, Internet Service Providers (ISPs) are not end users. Categorize the connection based on the technology employed by the part of the connection that terminates at the end user location. (Do not report anywhere in Form 477 any high-capacity connections between two locations of the same end user customer, ISP or communications carrier.)

(1)	(2)	(3)	(4)	(5)
Total connections to end users that you (including affiliates) equipped as broadband over your own local loop facilities or the equivalent, or over UNE loops or other facilities you obtained from an unaffiliated entity. Do not convert lines into a voice-grade-equivalent measure.	Percentage of (1) that you (including affiliates) equipped over your own local loop facilities or the equivalent. (Enter 0 if the true value is 0 percent.)	Percentage of (1) that are billed (or incorporated in a service billed) to end users by you, or your affiliates or agents. (Enter 0 if the true value is 0 percent.)	Percentage of (1) that connect to residential end users. (Enter 0 if the true value is 0 percent.)	Percentage of (1) that connect to residential end users and have information transfer rates exceeding 200 kbps in both directions. (Enter 0 if the true value is 0 percent.)

Break down the total connections reported in (1) to show the non-zero number in each of the following speed tiers. If the number of connections in a particular speed tier is zero, leave that data cell blank.

Connections reported in **EACH** data cell below must equal the sum of Asymmetric xDSL connections reported in Part VI by Census Tract, for that

download/upload combination, and the sum of ALL data cells below must equal the total connections reported in (1).

Upload information transfer rate from the end user (9 categories):	Download information transfer rate to the end user (8 categories):							
	(6)	(7)	(8)	(9)	(10)	(11)	(12)	(13)
Greater than 200 kbps and less than 768 kbps	Greater than or equal to 768 kbps and less than 1.5 mbps	Greater than or equal to 1.5 mbps and less than 3 mbps	Greater than or equal to 3 mbps and less than 6 mbps	Greater than or equal to 6 mbps and less than 10 mbps	Greater than or equal to 10 mbps and less than 25 mbps	Greater than or equal to 25 mbps and less than 100 mbps	Greater than or equal to 100 mbps	Greater than or equal to 100 mbps
Less than or equal to 200 kbps								
Greater than 200 kbps and less than 768 kbps								
Greater than or equal to 768 kbps and less than 1.5 mbps								
Greater than or equal to 1.5 mbps and less than 3 mbps								
Greater than or equal to 3 mbps and less than 6 mbps								
Greater than or equal to 6 mbps and less than 10 mbps								
Greater than or equal to 10 mbps and less than 25 mbps								
Greater than or equal to 25 mbps and less than 100 mbps								
Greater than or equal to 100 mbps								

This is the end of PART I.A for Asymmetric xDSL. If you are an ILEC you MUST ALSO complete Part I.B for xDSL (asymmetric or symmetric).

Part I.A: Broadband - Optical Carrier (fiber to the end user)

In Part I.A, report connections (wired "lines") to end users that you (including affiliates) equipped to enable the end user to receive information from and/or send information to the Internet at information transfer rates exceeding 200 kbps in at least one direction. Report only in-service connections. The end user's Internet access service may be provided by you (including affiliates) or by an unaffiliated entity. For purposes of Part I.A, Internet Service Providers (ISPs) are not end users. Categorize the connection based on the technology employed by the part of the connection that terminates at the end user location. (Do not report anywhere in Form 477 any high-capacity connections between two locations of the same end user customer, ISP or communications carrier.)

(1)	(2)	(3)	(4)	(5)
Total connections to end users that you (including affiliates) equipped as broadband over your own local loop facilities or the equivalent, or over UNE loops or other facilities you obtained from an unaffiliated entity. Do not convert lines into a voice-grade-equivalent measure.	Percentage of (1) that you (including affiliates) equipped over your own local loop facilities or the equivalent. (Enter 0 if the true value is 0 percent.)	Percentage of (1) that are billed (or incorporated in a service billed) to end users by you, or your affiliates or agents. (Enter 0 if the true value is 0 percent.)	Percentage of (1) that connect to residential end users. (Enter 0 if the true value is 0 percent.)	Percentage of (1) that connect to residential end users and have information transfer rates exceeding 200 kbps in both directions. (Enter 0 if the true value is 0 percent.)

Break down the total connections reported in (1) to show the non-zero number in each of the following speed tiers. If the number of connections in a particular speed tier is zero, leave that data cell blank.

Connections reported in EACH data cell below must equal the sum of Optical Carrier (fiber to the end user) connections reported in Part VI by Census Tract, for that download/upload combination, and the sum of ALL data cells below must equal the total connections reported in (1).

Upload information transfer rate from the end user (9 categories):	Download information transfer rate to the end user (8 categories):							
	(6)	(7)	(8)	(9)	(10)	(11)	(12)	(13)
Less than or equal to 200 kbps	Greater than 200 kbps and less than 768 kbps	Greater than or equal to 768 kbps and less than 1.5 mbps	Greater than or equal to 1.5 mbps and less than 3 mbps	Greater than or equal to 3 mbps and less than 6 mbps	Greater than or equal to 6 mbps and less than 10 mbps	Greater than or equal to 10 mbps and less than 25 mbps	Greater than or equal to 25 mbps and less than 100 mbps	Greater than or equal to 100 mbps
Greater than 200 kbps and less than 768 kbps								
Greater than or equal to 768 kbps and less than 1.5 mbps								
Greater than or equal to 1.5 mbps and less than 3 mbps								
Greater than or equal to 3 mbps and less than 6 mbps								
Greater than or equal to 6 mbps and less than 10 mbps								
Greater than or equal to 10 mbps and less than 25 mbps								
Greater than or equal to 25 mbps and less than 100 mbps								
Greater than or equal to 100 mbps								

Part I.B: Broadband - xDSL (asymmetric or symmetric)

Complete Part I.B for xDSL (asymmetric or symmetric) ONLY IF you are an ILEC (or an affiliate of an ILEC) that was required to complete Part I.A for Asymmetric xDSL and/or Part I.A for Symmetric xDSL.

For the purposes of completing Part I.B for xDSL (asymmetric or symmetric):

(1) "Residential end user premises" include residential living units, individual living units in such institutional settings as college dormitories and nursing homes, and other end user locations to which you (including affiliates and agents) market services that are primarily designed for residential use.

(2) The "service area" of an ILEC consists of those residential end user premises to which the ILEC can deliver telephone service over local loop facilities (or the fixed-wireless last mile equivalent) that it owns.

I.B. Report your best estimate of the percentage of residential end user premises in your service area, in this state, to which your DSL connections (with information transfer rates exceeding 200 kbps in at least one direction) could be provided using installed distribution facilities. Providers of xDSL connections should base responses on the service area of the affiliated ILECs.

(a) Estimated % of residential end user premises

THIS IS THE END OF PART I.B for xDSL (asymmetric and symmetric).

Part II.A: Local Exchange Telephone Service

(1)	(2)	(3)	(4)
	Voice-grade equivalent lines you provided to unaffiliated	Lines you provided to	

Voice-grade equivalent lines and voice-grade equivalent wireless channels in service to your end user customers

communications carriers under resale arrangements including, among others, commercial agreements that replaced UNE-P and resold services such as local exchange, Centrex, and channelized special access

unaffiliated communications carriers under any UNE loop arrangement where you did not also provide UNE switching for the line. (Do not convert UNEs to voice-grade equivalents.)

Lines you provided to unaffiliated communications carriers as UNE-P. (Do not convert UNEs to voice-grade equivalents.)

(a) **Total number.** See instructions on what to include.

(b) **Percentage** of (a) that are residential lines

(c) **Percentage** of (a) for which you (including affiliates) are the presubscribed interstate long distance carrier

(d) **Percentage** of (a) used for residential service AND for which you (including affiliates) are the presubscribed interstate long distance carrier

(e) **Percentage** of (a) provided over your own (including affiliates) local loop facilities or the equivalent

(f) **Percentage** of (a) provided over UNE loops obtained from an unaffiliated carrier without also obtaining that carrier's UNE switching for that line

(g) **Percentage** of (a) provided over UNE-Platform (but treat commercial agreements that replaced UNE-P as "provided by reselling," below)

(h) **Percentage** of (a) provided by reselling unaffiliated-carrier services including, among others, commercial agreements that replaced UNE-P and resold services such as local exchange, Centrex, and channelized special access

(i) **Percentage** of (a) provided over optical fiber at the end user premises

(j) **Percentage** of (a) provided over coaxial cable at the end user premises

(k) **Percentage** of (a) provided over fixed wireless at the end user premises

Part V: Zip Code Information -- Local Voice Telephone Service and Interconnected VoIP

If you reported local exchange telephone lines in service to your end user customers, in Part II.A (1), or VoIP subscriptions that end users purchased from you, in Part II.B (1) or (2), you must list the 5-digit ZIP Codes in the state in which you had end user customers. Do not include any ZIP Codes in which you offered your local exchange telephone or VoIP service but had no end user customers, and do not include any out-of-state ZIP Codes.


Type all five digit ZIP codes in the following text box, separated by either commas, spaces, or carriage returns:

mbps and less than 10
mbps Number of
 Connections:
 Percentage Residential:

Greater than or equal to 10 mbps and less than 25
mbps Number of
 Connections:
 Percentage Residential:

Greater than or equal to 25 mbps and less than 100
mbps Number of
 Connections:
 Percentage Residential:

Greater than or equal to 100 mbps Number of
 Connections:
 Percentage Residential:



Census Tract Detail - Technologies except Terrestrial Mobile Wireless

If you reported broadband connections in Part I.A in a technology category other than Terrestrial Mobile Wireless, you must specify the technology category, identify the Census Tracts in this state in which you had connections in service using that technology, and, for each Census Tract, report the number of connections and the percentage residential in each relevant download/upload information transfer rate combination.

You can use the [Federal Financial Institutions Examination Council Geocoding System](#) to look up Census Tract numbers for street addresses.

Census Tract / Technology:

Technology of the connections: **Asymmetric xDSL**

Census Tract: State: **FL** County: **Baker** Census Tract: **401.02**

DOWNLOAD INFORMATION TRANSFER RATE.

UPLOAD INFORMATION TRANSFER RATE:

Greater than 200 kbps and less than 768 kbps	Greater than or equal to 768 kbps and less than 1.5 mbps	Greater than or equal to 1.5 mbps and less than 3 mbps	Greater than or equal to 3 mbps and less than 6 mbps	Greater than or equal to 6 mbps and less than 10 mbps	Greater than or equal to 10 mbps and less than 25 mbps	Greater than or equal to 25 mbps and less than 100 mbps	Greater than or equal to 100 mbps
--	--	--	--	---	--	---	-----------------------------------

Less than or equal to 200 kbps Number of
 Connections:
 Percentage Residential:

Greater than 200 kbps and less than 768 kbps Number of
 Connections:
 Percentage Residential:


Greater than or equal to 768 kbps and less than 1.5
mbps Number of
 Connections:
 Percentage Residential:

Greater than or equal to 1.5 mbps and less than 3
mbps Number of
 Connections:
 Percentage Residential:

Greater than or equal to 3 mbps and less than 6
mbps Number of
 Connections:
 Percentage Residential:

Greater than or equal to 6 mbps and less than 10
mbps Number of
 Connections:
 Percentage Residential:


Greater than or equal to



10 mbps and less than 25 mbps Number of Connections:
 Percentage Residential:

Greater than or equal to 25 mbps and less than 100 mbps Number of Connections:
 Percentage Residential:

Greater than or equal to 100 mbps Number of Connections:
 Percentage Residential:



Census Tract Detail - Technologies except Terrestrial Mobile Wireless

If you reported broadband connections in Part I.A in a technology category other than Terrestrial Mobile Wireless, you must specify the technology category, identify the Census Tracts in this state in which you had connections in service using that technology, and, for each Census Tract, report the number of connections and the percentage residential in each relevant download/upload information transfer rate combination.

You can use the [Federal Financial Institutions Examination Council Geocoding System](#) to look up Census Tract numbers for street addresses.

Census Tract / Technology: _____
 Technology of the connections: **Asymmetric xDSL**
 Census Tract: State: FL County: **Baker** Census Tract: **402.01**

DOWNLOAD INFORMATION TRANSFER RATE.							
Greater than 200 kbps and less than 768 kbps	Greater than or equal to 768 kbps and less than 1.5 mbps	Greater than or equal to 1.5 mbps and less than 3 mbps	Greater than or equal to 3 mbps and less than 6 mbps	Greater than or equal to 6 mbps and less than 10 mbps	Greater than or equal to 10 mbps and less than 25 mbps	Greater than or equal to 25 mbps and less than 100 mbps	Greater than or equal to 100 mbps

UPLOAD INFORMATION TRANSFER RATE:

Less than or equal to 200 kbps Number of Connections:
 Percentage Residential:

Greater than 200 kbps and less than 768 kbps Number of Connections:
 Percentage Residential:

Greater than or equal to 768 kbps and less than 1.5 mbps Number of Connections:
 Percentage Residential:


Greater than or equal to 1.5 mbps and less than 3 mbps Number of Connections:
 Percentage Residential:

Greater than or equal to 3 mbps and less than 6 mbps Number of Connections:
 Percentage Residential:

Greater than or equal to 6 mbps and less than 10 mbps Number of Connections:
 Percentage Residential:

Greater than or equal to 10 mbps and less than 25 mbps Number of Connections:
 Percentage Residential:

Greater than or equal to 25 mbps and less than 100 mbps Number of Connections:
 Percentage Residential:



Connections:
Percentage Residential:

**Greater than or equal to
100 mbps** Number of
Connections:
Percentage Residential:

Census Tract Detail - Technologies except Terrestrial Mobile Wireless

If you reported broadband connections in Part I.A in a technology category other than Terrestrial Mobile Wireless, you must specify the technology category, identify the Census Tracts in this state in which you had connections in service using that technology, and, for each Census Tract, report the number of connections and the percentage residential in each relevant download/upload information transfer rate combination.

You can use the [Federal Financial Institutions Examination Council Geocoding System](#) to look up Census Tract numbers for street addresses.

Census Tract / Technology:

Technology of the connections: **Asymmetric xDSL**

Census Tract: State: **FL** County: **Baker** Census Tract: **402.02**

DOWNLOAD INFORMATION TRANSFER RATE.

UPLOAD INFORMATION TRANSFER RATE:	Greater than 200 kbps and less than 768 kbps	Greater than or equal to 768 kbps and less than 1.5 mbps	Greater than or equal to 1.5 mbps and less than 3 mbps	Greater than or equal to 3 mbps and less than 6 mbps	Greater than or equal to 6 mbps and less than 10 mbps	Greater than or equal to 10 mbps and less than 25 mbps	Greater than or equal to 25 mbps and less than 100 mbps	Greater than or equal to 100 mbps
--------------------------------------	---	--	--	---	--	---	---	---

**Less than or equal to 200
kbps** Number of
Connections:
Percentage Residential:

**Greater than 200 kbps and
less than 768 kbps** Number
of Connections:
Percentage Residential:

**Greater than or equal to
768 kbps and less than 1.5
mbps** Number of
Connections:
Percentage Residential:

**Greater than or equal to
1.5 mbps and less than 3
mbps** Number of
Connections:
Percentage Residential:

**Greater than or equal to 3
mbps and less than 6
mbps** Number of
Connections:
Percentage Residential:

**Greater than or equal to 6
mbps and less than 10
mbps** Number of
Connections:
Percentage Residential:

**Greater than or equal to
10 mbps and less than 25
mbps** Number of
Connections:
Percentage Residential:

**Greater than or equal to
25 mbps and less than 100
mbps** Number of
Connections:
Percentage Residential:

**Greater than or equal to
100 mbps** Number of
Connections:
Percentage Residential:

Census Tract Detail - Technologies except Terrestrial Mobile Wireless

If you reported broadband connections in Part I.A in a technology category other than Terrestrial Mobile Wireless, you must specify the technology category, identify the Census Tracts in this state in which you had connections in service using that technology, and, for each Census Tract, report the number of connections and the percentage residential in each relevant download/upload information transfer rate combination.

You can use the [Federal Financial Institutions Examination Council Geocoding System](#) to look up Census Tract numbers for street addresses.

Census Tract / Technology: _____
 Technology of the connections: **Optical Carrier (fiber to the end user)**
 Census Tract: State: FL County: Baker Census Tract: 401.01

DOWNLOAD INFORMATION TRANSFER RATE.

UPLOAD INFORMATION TRANSFER RATE:	Greater than 200 kbps and less than 768 kbps	Greater than or equal to 768 kbps and less than 1.5 mbps	Greater than or equal to 1.5 mbps and less than 3 mbps	Greater than or equal to 3 mbps and less than 6 mbps	Greater than or equal to 6 mbps and less than 10 mbps	Greater than or equal to 10 mbps and less than 25 mbps	Greater than or equal to 25 mbps and less than 100 mbps	Greater than or equal to 100 mbps
Less than or equal to 200 kbps Number of Connections: Percentage Residential:								
Greater than 200 kbps and less than 768 kbps Number of Connections: Percentage Residential:								
Greater than or equal to 768 kbps and less than 1.5 mbps Number of Connections: Percentage Residential:								
Greater than or equal to 1.5 mbps and less than 3 mbps Number of Connections: Percentage Residential:								
Greater than or equal to 3 mbps and less than 6 mbps Number of Connections: Percentage Residential:								
Greater than or equal to 6 mbps and less than 10 mbps Number of Connections: Percentage Residential:								
Greater than or equal to 10 mbps and less than 25 mbps Number of Connections: Percentage Residential:								
Greater than or equal to 25 mbps and less than 100 mbps Number of Connections: Percentage Residential:								
Greater than or equal to 100 mbps Number of Connections: Percentage Residential:								

Errors / Warnings

No Errors or Warnings found.

State of Florida



Public Service Commission

CAPITAL CIRCLE OFFICE CENTER • 2540 SHUMARD OAK BOULEVARD
TALLAHASSEE, FLORIDA 32399-0850

Martin P. McDonnell
119 S. Monroe Street
Suite 202
Tallahassee FL 32301

Re: Acknowledgement of Confidential Filing in Docket No. 110000-OT

This will acknowledge receipt by the Florida Public Service Commission, Office of Commission Clerk, of a CONFIDENTIAL DOCUMENT filed on April 21, 2011, in the above-referenced docket.

Document Number 02755-11 has been assigned to this filing, which will be maintained in locked storage.

If you have any questions regarding this document, please contact Kim Peña, Records Management Assistant, at (850) 413-6393.