



William P. Cox  
Senior Counsel  
Florida Power & Light Company  
700 Universe Boulevard  
Juno Beach, FL 33408-0420  
(561) 304-5662  
(561) 691-7135 (Facsimile)  
E-mail: [will.p.cox@fpl.com](mailto:will.p.cox@fpl.com)

March 11, 2026

**VIA HAND DELIVERY**

Mr. Adam Teitzman  
Division of the Commission Clerk and Administrative Services  
Florida Public Service Commission  
2540 Shumard Oak Blvd.  
Tallahassee, FL 32399-0850

2026 MAR 11 PM 3:41  
COMMISSION  
CLERK  
RECEIVED-FPSC

Re: **Docket No. 20260020-EI**  
**Petition for determination of Need for Andytown-Oasis Transmission Lines in Broward and Miami-Dade Counties, by Florida Power & Light Company.**

**REDACTED**

Dear Mr. Teitzman:

I enclose for filing in the above referenced docket, Florida Power & Light Company's ("FPL") Request for Confidential Classification of Information ("Request") contained in the exhibits and attachments provided in support of FPL's Petition for Determination of Need for Andytown-Oasis Transmission Lines in Broward and Miami-Dade Counties, ("Petition") and pre-filed testimony of FPL witness Miguel Yanes. The documents for which the enclosed request seeks confidential protection, along with the Petition, testimony, and exhibits, are being filed contemporaneously with this Request.

The enclosed filing includes Exhibits A, B, C, and D. Exhibit A consists of the confidential documents, and all the information that FPL asserts is entitled to confidential treatment has been highlighted. Exhibit B is an edited version of Exhibit A, in which the information FPL asserts is confidential has been redacted. Exhibit C is a justification table in support of FPL's Request for Confidential Classification. Exhibit D contains the declaration in support of FPL's request.

Please contact me if you or your Staff has any questions regarding this filing at (561) 304-5662 or [will.p.cox@fpl.com](mailto:will.p.cox@fpl.com).

- COM
- AFD
- APA
- ECO
- ENG  *redacted copy of exhibit B*
- GCL
- IDM
- CLK

Sincerely,

\_\_\_\_\_  
William P. Cox  
Florida Bar No. 0093531

**BEFORE THE FLORIDA PUBLIC SERVICE COMMISSION**

In re: Petition for Determination of Need for  
Andytown-Oasis Transmission Lines in  
Broward and Miami-Dade Counties, by Florida  
Power & Light Company.

Docket No: 20260020-EI

Date: March 11, 2026

**FLORIDA POWER & LIGHT COMPANY'S REQUEST FOR CONFIDENTIAL  
CLASSIFICATION OF INFORMATION CONTAINED IN EXHIBITS,  
ATTACHMENTS, AND APPENDICES PROVIDED IN SUPPORT OF  
ITS PETITION FOR DETERMINATION OF NEED FOR ANDYTOWN-OASIS  
TRANSMISSION LINES IN BROWARD AND MIAMI-DADE COUNTIES  
AND TESTIMONY OF MIGUEL YANES**

Pursuant to Section 366.093, Florida Statutes ("Section 366.093"), and Rule 25-22.006, Florida Administrative Code, Florida Power & Light Company ("FPL") hereby requests confidential classification of certain information contained in exhibits, attachments, and appendices included with FPL's Petition for Determination of Need for Andytown-Oasis Transmission Lines in Broward and Miami-Dade Counties ("Petition") and pre-filed testimony of FPL witness Miguel Yanes, which are being filed contemporaneously with this request:

1. This Request is being filed in accordance with Rule 25-22.006, Florida Administrative Code, to request confidential classification of certain information related to FPL's Andytown-Oasis Need Determination. Specifically, FPL seeks confidential classification of information contained in: Exhibits MAY-2 and MAY-4 of the testimony of FPL witness Miguel Yanes; and Attachments Nos. 4, 7, and 9 and Appendices A, B, and C (Load Flow Diagrams) to Exhibit A of the Petition (together, the "Confidential Documents").

2. The following exhibits are attached to and made a part of this Request:

a. Exhibit A consists of the confidential documents, and all the information that FPL asserts is entitled to confidential treatment has been highlighted.

- b. Exhibit B is an edited version of Exhibit A, in which the information FPL asserts is confidential has been redacted.
- c. Exhibit C is a table that identifies the information in Exhibit A and references the specific statutory basis for the claim of confidentiality and identifies the Declarant who supports the requested classification.
- d. Exhibit D consists of the declaration of Miguel Yanes in support of this Request.

3. FPL submits that the information in Exhibit A is proprietary and confidential business information, and its disclosure would cause harm to FPL and its customers. Pursuant to Section 366.093, Florida Statutes, such materials are entitled to confidential treatment and are exempt from the disclosure provisions of the public records law. Thus, once the Commission determines that the information in question is proprietary confidential business information, the Commission is not required to engage in any further analysis or review, such as weighing the harm of disclosure against the public interest in access to the information.

4. As described in the declaration in Exhibit D, the confidential business information includes: information relating to security measures, systems, or procedures. This information is protected by Sections 366.093(3) (c), Florida Statutes.

5. Upon a finding by the Commission that the information contained in the Confidential Documents is proprietary and confidential business information, the information should not be declassified for at least eighteen (18) month period and should be returned to FPL as soon as it is no longer necessary for the Commission to conduct its business. *See* Section 366.093(4), Florida Statutes.

**WHEREFORE**, for the above and foregoing reasons, as more fully set forth in the supporting materials, Florida Power & Light Company respectfully requests that its Request for Confidential Classification be granted.

Respectfully submitted this 11<sup>th</sup> day of March 2026.

William P. Cox  
Senior Counsel  
Florida Power & Light Company  
700 Universe Boulevard  
Juno Beach, FL 33408-0420  
Phone: 561-304-5662  
Fax: 561-691-7135  
Email: will.p.cox@fpl.com

By: \_\_\_\_\_

  
William P. Cox  
Florida Bar No. 0093531

**CERTIFICATE OF SERVICE**  
**Docket No. 20260020-EI**

I HEREBY CERTIFY that a true and correct copy of the foregoing was served by  
electronic mail this 11th day of March 2026 to the following:

Adria Harper, Esq., General Counsel  
Carlos Marquez II, Esq., Senior Attorney  
Office of General Counsel  
Florida Public Service Commission  
2540 Shumard Oak Blvd.  
Tallahassee, FL 32399-0850  
[aharper@psc.state.fl.us](mailto:aharper@psc.state.fl.us)  
[cmarquez@psc.state.fl.us](mailto:cmarquez@psc.state.fl.us)



---

William P. Cox

# **EXHIBIT B**

**REDACTED**

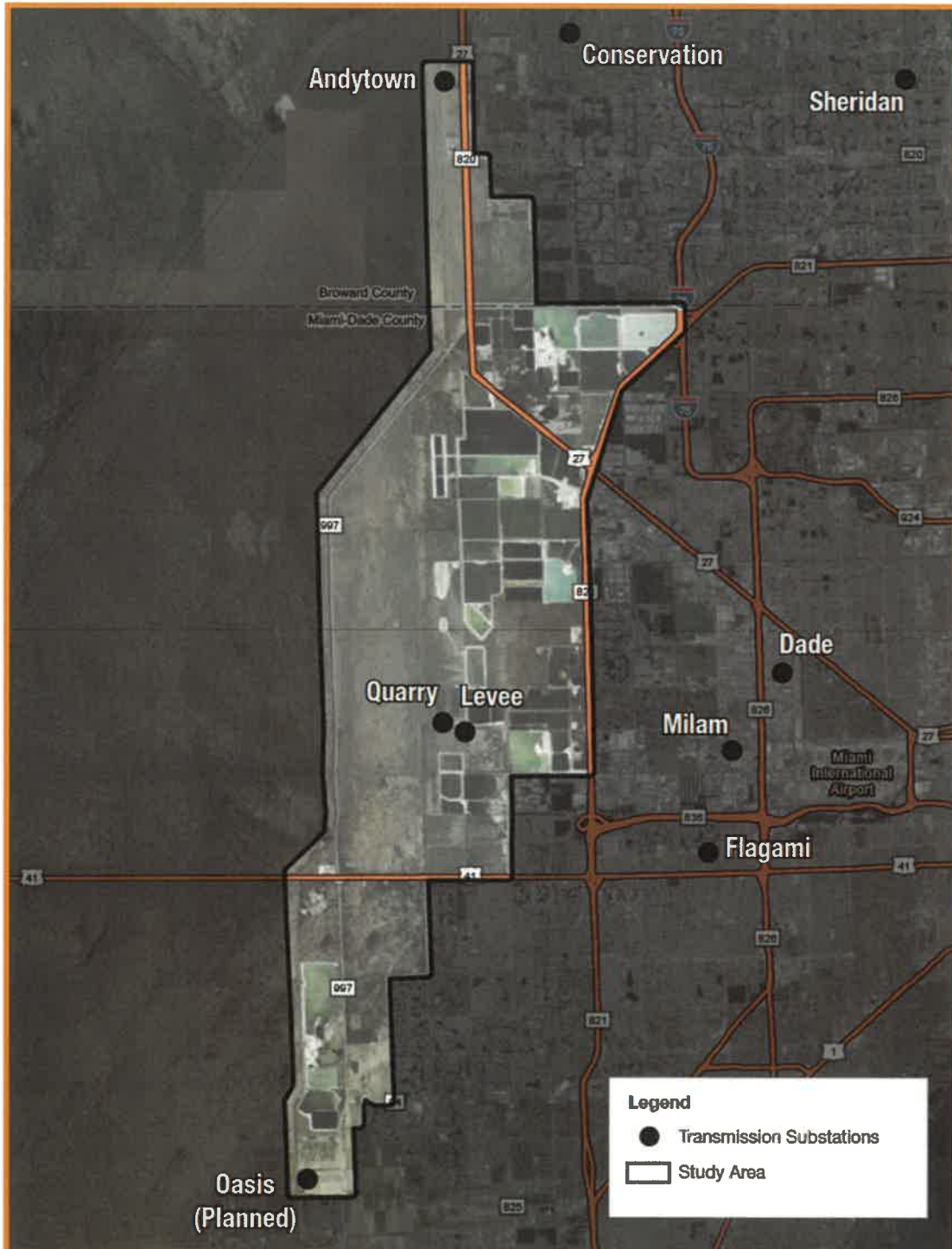
---

Appendices A, B and C,  
Bates Numbers  
000068-000105  
are Confidential in Their  
Entirety



# Andytown-Oasis Project – Overview

Satellite View of Study Area





# Andytown-Oasis Project – Detail

System View of Existing Facilities and Proposed Project



### Legend


- Transmission Substations
- 500 kV Existing/Expected In Service Prior to AOP
- 230 kV Existing/Expected In Service Prior to AOP
- Other Existing/Expected In Service Prior to AOP
- - - Proposed 500 kV
- - - Proposed 230 kV





# Project Alternative 1 (not recommended)

## System View of Existing Facilities and Project Alternative 1



### Legend


- Transmission Substations
- 500 kV Existing/Expected In Service Prior to AOP
- 230 kV Existing/Expected In Service Prior to AOP
- Other Existing/Expected In Service Prior to AOP
- - - Proposed 500 kV
- - - Proposed 230 kV





# Project Alternative 2 (not recommended)

System View of Existing Facilities and Project Alternative 2



### Legend

- Transmission Substations
- 500 kV Existing/Expected In Service Prior to AOP
- 230 kV Existing/Expected In Service Prior to AOP
- Other Existing/Expected In Service Prior to AOP
- - - Proposed 500 kV
- - - Proposed 230 kV



Attachment 7  
Summary Tables with Load  
Flow Results,  
Bates Numbers  
000023-000023  
is Confidential in its Entirety

Attachment 9  
NERC Standard NUC-001  
Nuclear Plant Interface  
Coordination,  
Bates Numbers  
000024-000067  
is Confidential in its Entirety

---

**BEFORE THE FLORIDA PUBLIC SERVICE COMMISSION**

**DOCKET NO. 20260020-EI**

**FLORIDA POWER & LIGHT COMPANY**

**MARCH 11, 2026**

**IN RE: PETITION FOR DETERMINATION OF NEED FOR**

**ANDYTOWN-OASIS TRANSMISSION LINES PROJECT**

**IN BROWARD AND MIAMI-DADE COUNTIES, BY**

**FLORIDA POWER & LIGHT COMPANY**

**EXHIBIT A TO THE PETITION**

# The Andytown-Oasis Project

## TABLE OF CONTENTS

Table of Attachments .....	3
Table of Appendices.....	3
Executive Summary .....	4
I. Description of FPL Electrical Facilities .....	5
II. The Andytown-Oasis Project.....	6
III. Transmission Planning Criteria and Process.....	8
IV. Discussion of Need and Benefits .....	9
Address Future Thermal Overloads and Low Voltage Conditions.....	10
Maintain Transmission Reliability .....	11
Increase Power Transfer Capability .....	12
Project Benefits .....	13
V. Discussion of Project Transmission Alternatives .....	14
Alternative I.....	14
Alternative II.....	15
VI. Adverse Consequences of Not Constructing the Andytown-Oasis Project.....	17
VII. Conclusion .....	18

### Table of Attachments

Attachment Title	Attachment Number
FPL Electrical Transmission Grid Map	1
History and Forecast of Summer Peak Demand	2
History and Forecast of Winter Peak Demand	3
Map of Study Area with Existing Facilities, Proposed Project and Alternatives	4
The Transmission Planning Criteria	5
The Transmission Planning Process	6
Summary Tables with Load Flow Results	7
Transmission Alternative Decision Making Analysis	8
NERC Standard NUC-001 Nuclear Plant Interface Coordination	9
Andytown-Oasis Expected Construction Schedule	10

### Table of Appendices

Appendix Title	Appendix Letter
Load Flow Diagrams / Address future thermal overloads and low voltage conditions	A
Load Flow Diagrams / Maintain transmission reliability	B
Load Flow Diagrams / Increase power transfer capability	C

## Executive Summary

This Petition provides the background information concerning the Andytown-Oasis Project (“AOP” or “Project”), as well as the need for and benefits resulting from the AOP. The need for the AOP is based on the following considerations:

- Address future thermal overloads and low voltage conditions in Miami-Dade County under contingency events in compliance with NERC Reliability Standards TPL-001-5.1<sup>1</sup> and NUC-001-4<sup>2</sup>;
- Maintain transmission reliability for FPL customers in Miami-Dade County; and
- Increase power transfer capability of the transmission system to support growing demand in Miami-Dade County.

FPL evaluated multiple transmission alternatives for meeting the identified needs, which resulted in the selection of the AOP. The AOP presents the overall best alternative to address the continued customer load growth in Miami-Dade County, current and planned generation expansion in Miami-Dade County, compliance with mandatory NERC Reliability Standards, and maintaining reliability in Miami-Dade County for both existing and future customers. The AOP will continue to support low-cost electricity for the economic well-being of residents of the state of Florida.

---

<sup>1</sup> NERC Reliability Standard TPL-001-5.1 defines the scenarios and expected levels of system performance the Bulk Electric System (“BES”) must comply within the long-term planning horizon.

<https://www.nerc.com/globalassets/standards/reliability-standards/tpl/tpl-001-5.1.pdf>

<sup>2</sup> NERC Reliability Standard NUC-001-4 establishes coordination requirements between nuclear plant generator operators and transmission entities to ensure reliable long term system planning and operation.

<https://www.nerc.com/globalassets/standards/reliability-standards/nuc/nuc-001-4.pdf>

## **I. Description of FPL Electrical Facilities**

In order to provide an overview of FPL's existing electrical transmission system, a map of FPL's transmission network indicating the general location of generating plants, major substations, and transmission lines is shown in Attachment 1. As shown in Attachment 1, the load in the Miami-Dade County area is currently served by existing generation resources in Miami-Dade County and several 500 kV, 230 kV, and 138 kV circuits running north-south from Broward County.

A listing of FPL's historical and forecasted peak demand is provided in Schedules 3.1 and 3.2 of Florida Power & Light Company Ten Year Power Plant Site Plan (2025-2034) submitted on April 1, 2025, to the Florida Public Service Commission ("Commission"), which are incorporated herein as Attachments 2 and 3.

## **II. The Andytown-Oasis Project**

Over the past three years (2023-2025), FPL's service area in Miami-Dade County has reported summer peak loads between 6,014 MW and 6,239 MW. FPL's 2025 forecast projects that by 2033, the summer peak load in Miami-Dade County will be approximately 7,200 MW. Transmission assessment studies conducted by FPL in 2025 identified potential system limitations that will require additional facilities to meet transmission reliability and increase transfer capability for Miami-Dade County as shown in Attachment 7. These studies have identified that by 2033, FPL's existing transmission network will not be able to support the growing load demand in Miami-Dade County, and a need for a new transmission solution is required to maintain transmission reliability in the area.

The AOP will include building four new transmission lines: (1) one 500 kV line starting at FPL's existing Andytown substation in Broward County and ending at FPL's planned Oasis substation in Miami-Dade County; (2) one 500 kV line starting at FPL's existing Quarry substation in Miami-Dade County and ending at FPL's planned Oasis substation in Miami-Dade County; (3) one 230 kV line starting at FPL's planned Oasis substation in Miami-Dade County and ending at FPL's existing Quarry substation in Miami-Dade County; and (4) one 230 kV line starting at FPL's planned Oasis substation in Miami-Dade County and ending at FPL's existing Levee substation in Miami-Dade County. The AOP will effectively address potential overloads and low voltage conditions in Miami-Dade County under contingency events, maintain transmission reliability for customers in the County, and increase the power transfer capability for the transmission system to support the growing customer demand in the County. Attachment 4, Page 1 is a map showing the AOP, featuring the study area for the

project with the existing facilities in the area and the location of the proposed project lines. Page 2 of Attachment 4 is a more detailed system view of the study area with the existing and proposed project facilities.

The estimated construction costs for AOP include design, engineering, right-of-way preparation, and land acquisition, in nominal or year-of-installation dollars. Attachment 10 is the estimated construction schedule for AOP.

Project Costs	SMM
Andytown-Oasis Project Estimated Construction Costs	\$781.89 (\$699.8 CPVRR)

### **III. Transmission Planning Criteria and Process**

FPL plans, designs, and operates its transmission system in accordance with the mandatory Reliability Standards established by the North American Electric Reliability Corporation (“NERC”). Specifically, FPL’s transmission system is designed and operated to meet the system performance and long-term planning horizon for the BES required by NERC Reliability Standard TPL-001-5.1. Additionally, FPL’s transmission system is designed and operated to comply with the applicable provisions of NERC Reliability Standard NUC-001-4, which establishes coordination requirements between nuclear plant generator operators and transmission entities to ensure reliable long term system planning and operation.<sup>3</sup>

In general, the transmission system must remain stable, with both thermal and voltage limits maintained within applicable facility ratings for each of the contingency categories listed on Table 1 of NERC Reliability Standard TPL-001-5.1, which is provided in Attachment 5. FPL adheres to these NERC standards, both TPL-001-5.1 and NUC-001-4, as part of its comprehensive transmission planning criteria. FPL’s transmission planning process consists of five major steps: (1) the preparation of system models, (2) the assessment of the transmission system performance to comply with NERC Reliability Standards, (3) the development and evaluation of transmission expansion alternatives, (4) the selection and approval of the preferred alternatives, and (5) the incorporation of the expansion plan into the Florida Reliability Coordinating Council (“FRCC”) Regional Planning Process. A more detailed discussion of these steps is provided in Attachment 6.

---

<sup>3</sup> FPL’s transmission planning incorporates the Nuclear Plant Interface Requirements (“NPIR”) of NERC Reliability Standard NUC-001-4 that support nuclear plant reliability, which is provided in Attachment 9.

#### **IV. Discussion of Need and Benefits**

The need for the AOP is based on the following considerations:

- Address future thermal overloads and low voltage conditions in Miami-Dade County under contingency events in compliance with NERC Reliability Standards TPL-001-5.1 and NUC-001-4;
- Maintain transmission reliability for FPL customers in Miami-Dade County; and
- Increase power transfer capability of the transmission system to support growing demand in Miami-Dade County.

As a result of the growing customer base and electric demand load in Miami-Dade County, the FPL transmission system is projected to exceed voltage and thermal facility ratings under several contingency scenarios. These studies have identified that by 2033, FPL's existing transmission network will not be able to support the growing load demand in Miami-Dade County, and a need for a new transmission solution is required to maintain transmission reliability in the area. In addition, the transmission assessment studies conducted by FPL in 2025 identified system limitations exceeding transmission criteria required by NERC Reliability Standards TPL-001-5.1 and NUC-001-4. The AOP will address NERC TPL-001-5.1 and NUC-001-4 system reliability deficiencies and provide a resilient, hardened path from Broward County into Miami-Dade County. A detailed description of the system improvements follows.

1 **Address Future Thermal Overloads and Low Voltage Conditions**

2 Appendix A shows the load flow diagrams that illustrate the AOP's capability to address  
3 potential future thermal overloads and low voltage conditions.

4  
5 FPL studies have identified the following contingency event as one of the most critical  
6 scenarios for the system: [REDACTED]

7 [REDACTED]. For this scenario, the [REDACTED] could drop below required  
8 levels. Critically, pursuant to NERC Reliability Standard NUC-001-4, the [REDACTED]

9 [REDACTED]  
10 [REDACTED].  
11 Page 1 of Appendix A shows the power flow diagram depicting the low voltage scenario in  
12 Summer 2033 at [REDACTED] without the AOP implemented. In order to  
13 mitigate the low voltage condition mentioned above, it would be necessary to implement load  
14 shedding measures and disrupt power to customers in Miami-Dade County to preserve the  
15 integrity of the FPL transmission grid, which would result in violation of NERC Reliability  
16 Standards TPL-001-5.1 and NUC-001-4.

17  
18 FPL's studies have also identified thermal overloads under the contingency of a [REDACTED]  
19 [REDACTED] line section. Under  
20 this contingency scenario, the [REDACTED] line loading would exceed (as high as  
21 [REDACTED]) its thermal rating (see Appendix A page 5). Overloaded electric lines occur when  
22 demand exceeds capacity, causing the wires to overheat, damaging the equipment and creating  
23 significant safety hazards and risk of power outages. In order to mitigate the overloads

24 mentioned above, it would be necessary to implement load shedding measures and disrupt  
25 power to customers in Miami-Dade County to preserve the integrity of the FPL transmission  
26 grid, which would result in violation of NERC Reliability Standard TPL-001-5.1.

27

28 Appendix A pages 2 and 6 show load flow output diagrams for Summer 2033 peak conditions  
29 with the AOP in-service under the contingencies described above. With the construction of the  
30 AOP, there is a new, resilient 500 kV north to south connection which resolves the low voltage  
31 condition at the [REDACTED] and avoids the potential overloads on the  
32 [REDACTED] line.

33

#### 34 **Maintain Transmission Reliability**

35 Appendix B shows the load flow diagrams that illustrate the AOP's capability to maintain  
36 transmission reliability.

37

38 FPL studies determined that the following contingency scenario will adversely impact the  
39 reliability of system: [REDACTED]

40 [REDACTED] Under this contingency scenario, the loading on  
41 [REDACTED] line would exceed (as high as [REDACTED]) its thermal rating (see Appendix  
42 B page 1). In order to mitigate these overloads, it would be necessary to implement load  
43 shedding measures and disrupt power to customers in the South Area of FPL's service area.

44

45 FPL's studies have also identified thermal overloads under the contingency of the [REDACTED]  
46 [REDACTED] Under this

47 contingency scenario, the loading on the [REDACTED] would exceed (as  
48 high as [REDACTED]) its thermal rating (see Appendix B page 5). In order to mitigate the overloads  
49 mentioned above, it would be necessary to implement load shedding measures and disrupt  
50 power to customers in Miami-Dade County.

51

52 With the construction of the AOP, thermal overloads on the [REDACTED] and  
53 [REDACTED] will be resolved, and there will be no reliability impacts to  
54 customers due to these contingency events. Appendix B pages 2 and 6 show load flow output  
55 diagrams for Summer 2033 peak conditions with the AOP in-service under the contingencies  
56 described above.

#### 57 **Increase Power Transfer Capability**

58 Appendix C shows the load flow diagrams that illustrate AOP's increased power transfer  
59 capability.

60

61 Currently, the existing transmission system between Broward and Miami-Dade County has  
62 three (3) 500 kV lines (the backbone of the transmission system) flowing power north to south.  
63 Together, these existing lines deliver [REDACTED] to Miami-Dade County for summer peak  
64 conditions with no contingencies, see Appendix C page 1. Under the contingency of an [REDACTED]  
65 [REDACTED] the power flowing in the existing 500 kV lines into Miami-Dade County  
66 will increase to [REDACTED] to compensate for the loss of generation, see Appendix C page 5.  
67 The construction of the AOP will extend the 500 kV backbone into Miami-Dade County,  
68 injecting [REDACTED] deep into the most southern part of FPL's service area under these  
69 contingency conditions (see Appendix C page 6).

## **Project Benefits**

In summary, the construction of the AOP provides the following benefits to Miami-Dade County:

- Address future thermal overloads and low voltage conditions in Miami-Dade County under contingency events in compliance with NERC Reliability Standards TPL-001-5.1 and NUC-001-4;
- Maintain transmission reliability for FPL customers in Miami-Dade County;
- Increase power transfer capability of the transmission system to support growing demand in Miami-Dade County; and
- Provides resilient, hardened transmission service to the area.

## V. Discussion of Project Transmission Alternatives

In order to maintain a reliable transmission system for Miami-Dade County and meet the identified needs discussed above, FPL evaluated multiple transmission alternatives. The factors used to evaluate the performance of these alternatives include cost, reliability, compatibility with long range plans, operational flexibility, and construction difficulty. Attachment 8 includes a matrix comparing each of the transmission alternatives.

### Alternative I

The Conservation-Oasis Project (“Alternative I Project”) consists of building four new transmission lines: one 500 kV line starting at FPL’s existing Conservation substation in Broward County ending at FPL’s planned Oasis substation in Miami-Dade County; one 500 kV line starting at FPL’s existing Quarry substation in Miami-Dade County ending at FPL’s planned Oasis substation in Miami-Dade County; one 230 kV line starting at FPL’s planned Oasis substation in Miami-Dade County ending at FPL’s existing Quarry substation in Miami-Dade County; and one 230 kV line starting at FPL’s planned Oasis substation in Miami-Dade County ending at FPL’s existing Flagami substation in Miami-Dade County. Similar to the AOP, the newly proposed transmission lines for the Alternative I Project would use portions of existing FPL right-of-way corridors, with additional right-of-way acquisition being required to complete the projects and address the anticipated transmission reliability concerns by 2033.

Page 2 of Attachment 4 provides a map showing the proposed Alternative I Project along with the existing electrical facilities in the area. The line route is conceptual and for illustrative

purposes only. The estimated construction cost of this alternative is \$1,004.29 million (\$925.2 million CPVRR).

This alternative was rejected for the following reasons:

1. The cost of this alternative is approximately \$222.4 million higher than the AOP.
2. This alternative presents significant routing and permitting challenges through densely populated areas in Miami-Dade County where FPL has limited right-of-way for new transmission lines.

### Alternative II

The Andytown-Oasis Two Circuits Project (“Alternative II Project”) consists of building four new transmission lines: two 500 kV lines starting at FPL’s existing Andytown substation in Broward County ending at FPL’s planned Oasis substation in Miami-Dade County; one 230 kV line starting at FPL’s planned Oasis substation in Miami-Dade County and ending at FPL’s existing Levee substation in Miami-Dade County; and one 230 kV line starting at FPL’s planned Oasis substation in Miami-Dade County ending at FPL’s existing Flagami substation in Miami-Dade County. Similar to the AOP, the newly proposed transmission lines for the Alternative II Project will use portions of existing FPL right-of-way corridors, with the acquisition of additional rights-of-way required to complete the Alternative II Project and address the anticipated transmission reliability concerns by 2033.

Page 3 of Attachment 4 provides a map showing the proposed Alternative II Project along with the existing electrical facilities in the area. The line route is conceptual and for illustrative

purposes only. The estimated construction cost of this alternative is \$974.19 million (\$876.6 million CPVRR).

This alternative was rejected for the following reasons:

1. The cost of this alternative is approximately \$192.3 million higher than the AOP.
2. This alternative presents significant routing challenges through densely populated areas in Miami-Dade County where FPL has limited right-of-way for new transmission lines.

Attachment 8 shows the decision-making analysis which summarizes the points of comparison of the AOP and Alternatives I and II, described above. The points of comparison are cost, reliability, compatibility with long range plans, operational flexibility, and construction difficulty.

## **VI. Adverse Consequences of Not Constructing the Andytown-Oasis Project**

As shown in Attachment 7, the purpose and need for the AOP is to (a) address future thermal overloads and low voltage conditions in Miami-Dade County under contingency events in compliance with NERC Reliability Standards TPL-001-5.1 and NUC-001-4; (b) maintain transmission reliability for FPL customers in Miami-Dade County; and (c) increase power transfer capability of the transmission system to support growing demand in Miami-Dade County. If the AOP is not built by December 2033, the transmission system would experience potential overloads and/or low voltage conditions under contingency events, both resulting in NERC Reliability Standard and NPIR agreement violations and requiring load shedding in Miami-Dade County. In addition, sufficient transmission capacity would not be available to serve the existing and future customers in Miami-Dade County. Further, by virtue of the growing loads in the area, the transmission system and FPL customers in the area would experience negative impacts to their transmission reliability, such as NERC Reliability Standard violations, transmission system overloads, low voltage conditions, and customer load shedding due to insufficient transmission capacity.

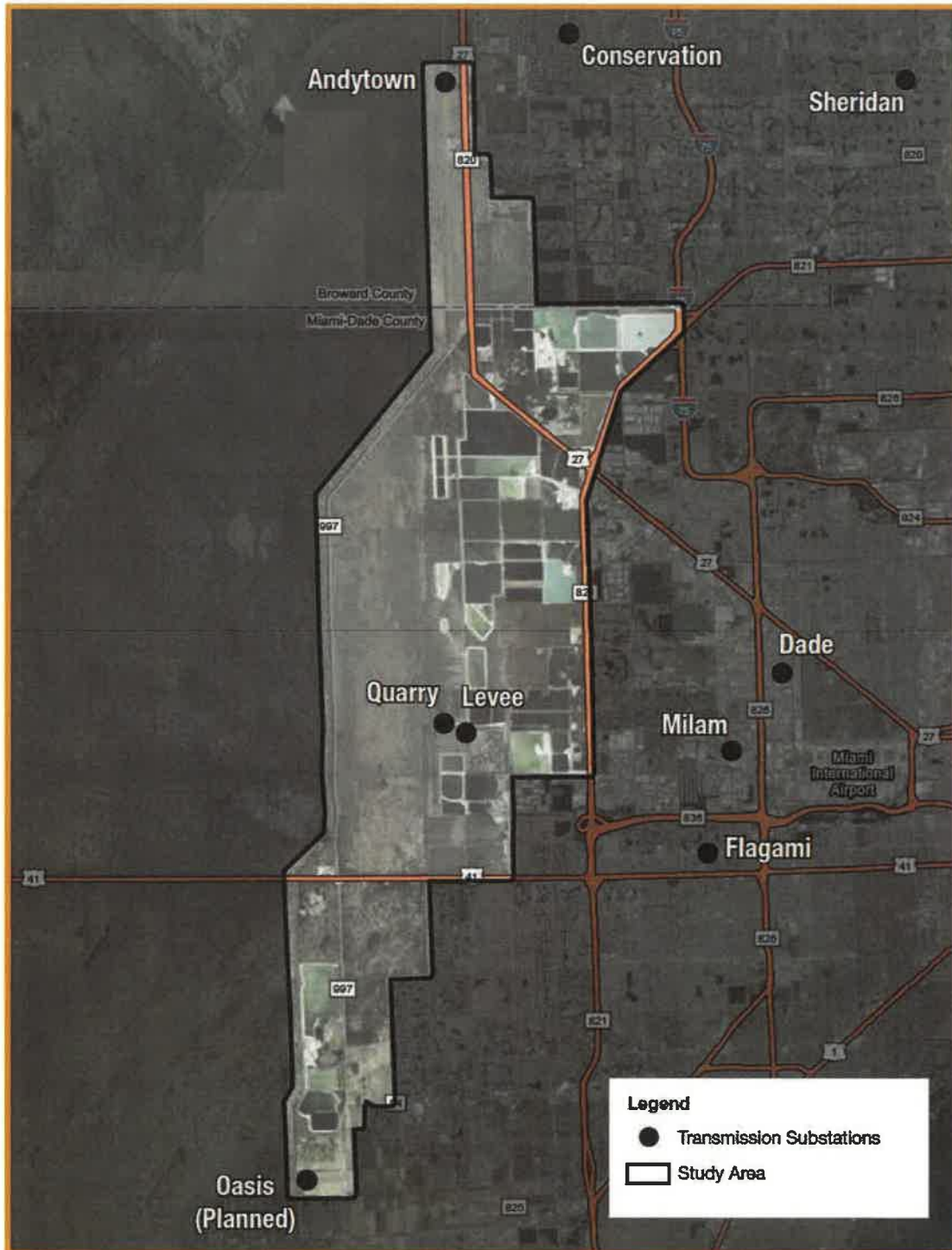
## **VII. Conclusion**

The AOP is needed by December 2033 to efficiently and effectively (a) address future thermal overloads and low voltage conditions in Miami-Dade County under contingency events in compliance with NERC Reliability Standards TPL-001-5.1 and NUC-001-4; (b) maintain transmission reliability for FPL customers in Miami-Dade County; and (c) increase power transfer capability of the transmission system to support growing demand in Miami-Dade County. The Project is the most cost-effective alternative, taking into account the demand for electricity, maintaining transmission reliability and integrity, and addressing the need for abundant, low-cost electrical energy to assure the economic well-being of the residents of this state. Furthermore, the Project meets area load requirements by serving potential future industrial, commercial, and residential customer load, while maximizing system reliability and minimizing cost to customers. The Commission, therefore, should grant FPL's Petition for a Determination of Need for the Andytown-Oasis Project and determine that the cost and reliability benefits of the Project would preserve and enhance electric system reliability and integrity in the area.



# Andytown-Oasis Project – Overview

Satellite View of Study Area





# Andytown-Oasis Project – Detail

System View of Existing Facilities and Proposed Project



### Legend

- Transmission Substations
- 500 kV Existing/Expected In Service Prior to AOP
- 230 kV Existing/Expected In Service Prior to AOP
- Other Existing/Expected In Service Prior to AOP
- - - Proposed 500 kV
- - - Proposed 230 kV



Exhibit MAY-4  
List of Contingencies,  
Bates Number 000107  
is Confidential in its  
Entirety

# **EXHIBIT C**

## **JUSTIFICATION TABLE**

---

**EXHIBIT C**

**COMPANY:** Florida Power & Light Company  
**TITLE:** Petition for determination of Need for Andytown-Oasis Transmission Lines in Broward and Miami-Dade Counties, by Florida Power & Light Company.  
**DOCKET NO.:** 20260020-EI  
**DATE:** March 13, 2026

Document	Bates Number Start	Bates Number End	Description	Line No. / Col. No.	Florida Statute 366.093(3) Subsection	Declarant
Exhibit A	000010	000010	Exhibit A to the Petition	Lines 6-10, 12, and 18-21 as marked.	(c)	Miguel Yanes
Exhibit A	000011	000011	Exhibit A to the Petition	Lines 31-32, 39-41, and 45-46 as marked..	(c)	Miguel Yanes
Exhibit A	000012	000012	Exhibit A to the Petition	Lines 47-48, 52-53, and 63-68 as marked.	(c)	Miguel Yanes
Attachment No. 4	000020	000022	Attachment No. 4 to the Petition	As Marked	(c)	Miguel Yanes
Attachment No. 7	000023	000023	Attachment No. 7 to the Petition	All	(c)	Miguel Yanes
Attachment No. 9	000024	000067	Attachment No. 9 to the Petition	All	(c)	Miguel Yanes
Exhibit MAY-2	000106	000106	Map of Study Area with Existing Facilities	As Marked	(c)	Miguel Yanes

Document	Bates Number Start	Bates Number End	Description	Line No. / Col. No.	Florida Statute 366.093(3) Subsection	Declarant
Exhibit MAY-4	000107	000107	List of Contingencies	All	(c)	Miguel Yanes
Appendices A-C	000068	000105	Appendices to the Petition (Load Flow Diagrams)	All	(c)	Miguel Yanes

# **EXHIBIT D**

# **DECLARATIONS**

**EXHIBIT D**

**BEFORE THE FLORIDA PUBLIC SERVICE COMMISSION**

In re: Petition for Determination of Need  
for Andytown-Oasis Transmission Lines in  
Broward and Miami-Dade Counties, by  
Florida Power & Light Company.

Docket No: 20260020-EI

**WRITTEN DECLARATION OF MIGUEL YANES**

1. My name is Miguel Yanes. I am currently employed by Florida Power & Light Company (“FPL”) as Senior Director of Transmission Services and Planning, Transmission and Substations. I have personal knowledge of the matters stated in this written declaration.

2. I have reviewed the documents and information included in Exhibit A of FPL’s Request for Confidential Classification, for which I am listed as the declarant on Exhibit C. The documents and files that I have reviewed and which are asserted by FPL to be proprietary confidential business information contain or constitute information concerning security measures, systems or procedures. To the best of my knowledge, FPL has maintained the confidentiality of this information.

3. Consistent with the provisions of the Florida Administrative Code, such materials should remain confidential for a period of eighteen (18) months. In addition, they should be returned to FPL as soon as the information is no longer necessary for the Commission to conduct its business so that FPL can continue to maintain the confidentiality of these documents.

4. Under penalties of perjury, I declare that I have read the foregoing declaration and that the facts stated in it are true to the best of my knowledge and belief.

**Miguel Yanes** Digitally signed by Miguel Yanes  
Date: 2026.03.11 10:58:16 -04'00'

\_\_\_\_\_  
Miguel Yanes

Date: 3/11/2026