



Stephanie A. Cuello
SENIOR COUNSEL

April 30, 2026

VIA ELECTRONIC FILING

Adam J. Teitzman, Commission Clerk
Florida Public Service Commission
2540 Shumard Oak Boulevard
Tallahassee, Florida 32399-0850

Re: Docket No. 20260001-EI

Dear Mr. Teitzman:

Enclosed for filing on behalf of Duke Energy Florida, LLC, are copies of FPSC 423 forms for the months of January, February, and March 2026. Forms 423-1a, 423-2, 423-2a, and 423-2b contained in this filing have been redacted to delete certain confidential information. An unredacted copy of the 423 forms has been submitted for filing under separate cover.

Thank you for your assistance in this matter and if you have any questions, please feel free to contact me at (850) 521-1425.

Sincerely,

s/ Stephanie A. Cuello

Stephanie A. Cuello

SAC/vr
Enclosure

CERTIFICATE OF SERVICE

Docket No. 20260001-EI

I HEREBY CERTIFY that a true and correct copy of the foregoing has been furnished via electronic mail to the following this 30th day of April, 2026.

s/ Stephanie A. Cuello

Stephanie A. Cuello

<p>M. Thompson / Z. Bloom / S. Brownless Office of General Counsel FL Public Service Commission 2540 Shumard Oak Blvd. Tallahassee, FL 32399-0850 mthomps@psc.state.fl.us zbloom@psc.state.fl.us sbrownle@psc.state.fl.us</p> <p>J. Wahlen / M. Means / M. Jones Ausley McMullen Tampa Electric Company P.O. Box 391 Tallahassee, FL 32302 jwahlen@ausley.com mmeans@ausley.com mjones@ausley.com</p> <p>Michelle D. Napier / Jowi Baugh / Jessica Husted Florida Public Utilities Company 1635 Meathe Drive West Palm Beach, FL 33411 Michelle_Napier@chpk.com jbaugh@chpk.com jhusted@chpk.com</p> <p>Beth Keating Gunster, Yoakley & Stewart, P.A. Florida Public Utilities Company 215 South Monroe Street, Suite 601 Tallahassee, FL 32301 bkeating@gunster.com</p> <p>James W. Brew / Laura Wynn Baker / Sarah B. Newman Stone Mattheis Xenopoulos & Brew, P.C. PCS Phosphate –White Springs 1025 Thomas Jefferson Street, NW Suite E-3400 Washington, DC 20007 jbrew@smxblaw.com lwb@smxblaw.com sbn@smxblaw.com</p>	<p>W. Trierweiler / P. Christensen / C. Rehwinkel / O. Ponce/ A. Watrous Office of Public Counsel 111 W. Madison St., Room 812 Tallahassee, FL 32399-1400 trierweiler.walt@leg.state.fl.us christensen.patty@leg.state.fl.us rehwinkel.charles@leg.state.fl.us ponce.octavio@leg.state.fl.us watrous.austin@leg.state.fl.us</p> <p>Paula K. Brown Regulatory Affairs Tampa Electric Company P.O. Box 111 Tampa, FL 33601-0111 regdept@tecoenergy.com</p> <p>Maria Moncada Florida Power & Light Company 700 Universe Blvd. Juno Beach, FL 33408-0420 maria.moncada@fpl.com</p> <p>Kenneth A. Hoffman Florida Power & Light Company 134 W. Jefferson Street Tallahassee, FL 32301-1713 ken.hoffman@fpl.com</p> <p>Jon C. Moyle, Jr. Moyle Law Firm, P.A. FIPUG 118 North Gadsden Street Tallahassee, FL 32301 jmoyle@moylelaw.com</p> <p>Peter J. Mattheis / Michael K. Lavanga / Joseph R. Briscar Stone Mattheis Xenopoulos & Brew, PC NUCOR 1025 Thomas Jefferson Street, NW Suite E-3400 Washington, DC 20007 pjm@smxblaw.com mkl@smxblaw.com jrb@smxblaw.com</p>
--	---

FPSC FORM 423-1

MONTHLY REPORT OF COST AND QUALITY OF FUEL OIL FOR ELECTRIC PLANTS ORIGIN,
TONNAGE, DELIVERED PRICE AND AS RECEIVED QUALITY

Report For: Jan - Mar 2026

NAME, TITLE, TELEPHONE NUMBER OF CONTACT PERSON CONCERNING DATA
SUBMITTED ON THE FORM:

Reporting Company: Duke Energy Florida, LLC

Signature of Official Submitting
Report:


Amy Gju

DATE COMPLETED: 04/23/2026

Line No.	Plant Name	Supplier Name	Shipping Point	Purchase Type	Point of Delivery	Date of Delivery	Type Fuel Oil	Sulfur Level (%)	Btu Content (Btu/gal)	Volume (Bbls)	Delivered Price (\$/Bbl)
(a)	(b)	(c)	(d)	(e)	(f)	(g)	(h)	(i)	(j)	(k)	(l)
Jan 2026											
1	Crystal River	GENERIC TRANSFER COMPANY	Martin Gas Terminal to station	N/A	FACILITY	01/2026	FO2	0.03	137,665	4,453.3571	\$131.8795
2	Martin Gas Terminal	MARTIN PRODUCT SALES	OIL TERMINAL - PASCAGOULA, MS	N/A	FACILITY	01/2026	FO2	0.03	137,665	34,779.0500	\$119.3167
Feb 2026											
1	Crystal River	GENERIC TRANSFER COMPANY	Martin Gas Terminal to station	N/A	FACILITY	02/2026	FO2	0.03	137,665	5,359.3571	\$132.2069
2	DeBary Peakers	COLONIAL OIL	OIL TERMINAL - TAMPA, FL	N/A	FACILITY	02/2026	FO2	0.03	137,665	171.4524	\$117.4282
3	DeBary Peakers	COLONIAL OIL	OIL TERMINAL - ORLANDO, FL	N/A	FACILITY	02/2026	FO2	0.03	137,665	21,184.0952	\$119.8848
4	Intercession Cty Peakers(FL)	COLONIAL OIL	OIL TERMINAL - TAMPA, FL	N/A	FACILITY	02/2026	FO2	0.03	137,665	13,120.4048	\$116.0604
Mar 2026											
1	Crystal River	GENERIC TRANSFER COMPANY	Martin Gas Terminal to station	N/A	FACILITY	03/2026	FO2	0.03	137,665	4,448.5238	\$132.8561
2	DeBary Peakers	COLONIAL OIL	OIL TERMINAL - ORLANDO, FL	N/A	FACILITY	03/2026	FO2	0.03	137,665	8,633.6429	\$186.8768

REDACTED

MONTHLY REPORT OF COST AND QUALITY OF COAL FOR ELECTRIC PLANTS ORIGIN,
TONNAGE, DELIVERED PRICE AND AS-RECEIVED QUALITY



Report For: January - March 2026
Reporting Company: DE Florida

NAME, TITLE, TELEPHONE NUMBER OF CONTACT PERSON CONCERNING DATA SUBMITTED ON THE FORM:


Signature of Official Submitting Report: Amy Gju

Plant Name: Associated Terminals

DATE COMPLETED: 04/23/2026

											As Received Coal Quality			
Line No. (a)	Supplier Name (b)	Mine Location (c)	Purchase Type (d)	Transp Mode (e)	Number Primary Shipping Units (f)	Tons (g)	Effective Purchase Price (\$/ton) (h)	Total Transportation Charges (\$/ton) (i)	F.O.B. Plant Price (\$/ton) (j)	Percent Sulfur (k)	BTU Content (Btu/lb) (l)	Percent Ash (m)	Percent Moisture (n)	
January 2026														
1	CENTRAL COAL CO	10,IL,145	LTC	RB	20	36,085.93			\$64.609	2.84	11,202	8.04	13.37	
February 2026														
1	ALLIANCE COAL LLC	9,KY,225	LTC	RB	8	12,885.97			\$65.693	3.01	11,463	9.13	12.75	
2	CENTRAL COAL CO	10,IL,145	LTC	RB	23	37,712.99			\$63.630	2.78	11,126	8.25	13.94	
3	FORESIGHT COAL SALES LLC	10,IL,55	LTC	RB	3	4,823.59			\$55.693	2.50	11,798	8.10	11.22	
March 2026														
NO ITEMS TO REPORT.														

REDACTED
MONTHLY REPORT OF COST AND QUALITY OF COAL FOR ELECTRIC PLANTS ORIGIN,
 TONNAGE, DELIVERED PRICE AND AS-RECEIVED QUALITY



Report For: January - March 2026
 Reporting Company: DE Florida


NAME, TITLE, TELEPHONE NUMBER OF CONTACT PERSON CONCERNING DATA SUBMITTED ON THE FORM:
 Signature of Official Submitting Report: Amy Gue

Plant Name: Crystal River

DATE COMPLETED: 04/23/2026

Line No. (a)	Supplier Name (b)	Mine Location (c)	Purchase Type (d)	Transp Mode (e)	Number Primary Shipping Units (f)	Tons (g)	Effective Purchase Price (\$/ton) (h)	Total Transportation Charges (\$/ton) (i)	F.O.B. Plant Price (\$/ton) (j)	As Received Coal Quality			
										Percent Sulfur (k)	BTU Content (Btu/lb) (l)	Percent Ash (m)	Percent Moisture (n)
January 2026													
1	ASSOCTERM	N/A	Transfer	OB	1	18,282.51			\$99.950	2.84	11,203	8.00	13.37
2	IMT (KINDER MORGAN)	N/A	Transfer	OB	8	149,163.80			\$96.577	2.93	11,168	8.15	13.87
February 2026													
1	ASSOCTERM	N/A	Transfer	OB	3	54,825.28			\$82.719	2.82	11,292	8.37	13.24
2	IMT (KINDER MORGAN)	N/A	Transfer	OB	4	74,738.52			\$78.300	2.87	11,116	8.01	14.19
March 2026													
1	ASSOCTERM	N/A	Transfer	OB	1	18,473.64			\$91.980	2.82	11,141	8.25	13.85
2	IMT (KINDER MORGAN)	N/A	Transfer	OB	7	131,492.15			\$86.577	2.97	11,158	8.26	14.15

REDACTED
MONTHLY REPORT OF COST AND QUALITY OF COAL FOR ELECTRIC PLANTS ORIGIN,
 TONNAGE, DELIVERED PRICE AND AS-RECEIVED QUALITY



Report For: January - March 2026
 Reporting Company: DE Florida

NAME, TITLE, TELEPHONE NUMBER OF CONTACT PERSON CONCERNING DATA SUBMITTED ON THE FORM:

Signature of Official Submitting Report: Amy Gju

Plant Name: IMT (Intl Marine Terminal)

DATE COMPLETED: 04/23/2026

											As Received Coal Quality			
Line No.	Supplier Name	Mine Location	Purchase Type	Transp Mode	Number Primary Shipping Units	Tons	Effective Purchase Price (\$/ton)	Total Transportation Charges (\$/ton)	F.O.B. Plant Price (\$/ton)	Percent Sulfur	BTU Content (Btu/lb)	Percent Ash	Percent Moisture	
(a)	(b)	(c)	(d)	(e)	(f)	(g)	(h)	(i)	(j)	(k)	(l)	(m)	(n)	
January 2026														
1	ALLIANCE COAL LLC	9,KY,225	LTC	RB	7	11,800.57			\$70.615	3.07	11,436	9.15	12.29	
2	CENTRAL COAL CO	10,IL,145	LTC	RB	48	84,297.59			\$69.232	2.84	11,208	8.07	13.32	
February 2026														
1	ALLIANCE COAL LLC	9,KY,225	LTC	RB	14	22,438.53			\$70.231	3.02	11,453	9.11	12.80	
2	CENTRAL COAL CO	10,IL,145	LTC	RB	35	57,336.79			\$68.625	2.70	11,160	8.13	13.80	
3	FORESIGHT COAL SALES LLC	10,IL,55	LTC	RB	18	29,081.94			\$60.231	2.86	11,535	8.70	11.92	
March 2026														
1	ALLIANCE COAL LLC	9,KY,225	LTC	RB	13	21,409.47			\$70.569	3.01	11,423	9.06	13.00	
2	ASSOCTERM	N/A	Transfer	RB	1	1,468.35			\$68.938	2.76	11,079	8.22	14.40	
3	CENTRAL COAL CO	10,IL,145	LTC	RB	57	115,235.77			\$68.507	2.84	11,150	8.16	13.62	
4	FORESIGHT COAL SALES LLC	10,IL,55	LTC	RB	25	41,314.52			\$60.569	2.96	11,415	8.97	12.31	

REDACTED

**MONTHLY REPORT OF COST AND QUALITY OF COAL FOR ELECTRIC PLANTS ORIGIN,
TONNAGE, DELIVERED PRICE AND AS-RECEIVED QUALITY**



Report For: January - March 2026

NAME, TITLE, TELEPHONE NUMBER OF CONTACT PERSON CONCERNING DATA SUBMITTED ON THE FORM:

Reporting Company: DE Florida

Signature of Official Submitting Report:

Amy Gu

Plant Name: ZITO

DATE COMPLETED: 04/23/2026


Line No.	Supplier Name	Mine Location	Purchase Type	Transp Mode	Number Primary Shipping Units	Tons	Effective Purchase Price (\$/ton)	Total Transportation Charges (\$/ton)	F.O.B. Plant Price (\$/ton)	As Received Coal Quality			
										Percent Sulfur	BTU Content (Btu/lb)	Percent Ash	Percent Moisture
(a)	(b)	(c)	(d)	(e)	(f)	(g)	(h)	(i)	(j)	(k)	(l)	(m)	(n)

January 2026
NO ITEMS TO REPORT.

February 2026
NO ITEMS TO REPORT.

March 2026
NO ITEMS TO REPORT.

REDACTED
MONTHLY REPORT OF COST AND QUALITY OF COAL FOR ELECTRIC PLANTS ORIGIN,
TONNAGE, DELIVERED PRICE AND AS-RECEIVED QUALITY



Report For: January - March 2026

NAME, TITLE, TELEPHONE NUMBER OF CONTACT PERSON CONCERNING DATA SUBMITTED ON THE FORM:

Reporting Company: DE Florida

Signature of Official Submitting Report:

Amy Gju

Plant Name: Associated Terminals

DATE COMPLETED: 04/23/2026

Line No. (a)	Supplier Name (b)	Mine Location (c)	Purchase Type (d)	Tons (e)	FOB Mine Price (\$/ton) (f)	Short Haul & Loading Charges (\$/ton) (g)	Original Invoice Price (\$/ton) (h)	Retroactive Price Increases (\$/ton) (i)	Base Price (\$/ton) (j)	Quality Adjustments (\$/ton) (k)	Effective Purchase Price (\$/ton) (l)
January 2026											
1	ALLIANCE COAL LLC	9,KY,225	LTC	12,885.97		0		0			
2	CENTRAL COAL CO	10,IL,145	LTC	26,711.93		0		0			
3	FORESIGHT COAL SALES LLC	10,IL,55	LTC	4,823.59		0		0			
February 2026											
1	CENTRAL COAL CO	10,IL,145	LTC	36,963.21		0		0			
March 2026											
1	ALLIANCE COAL LLC	9,KY,225	LTC	8,098.05		0		0			
2	FORESIGHT COAL SALES LLC	10,IL,55	LTC	13,656.99		0		0			

REDACTED

MONTHLY REPORT OF COST AND QUALITY OF COAL FOR ELECTRIC PLANTS ORIGIN,
 TONNAGE, DELIVERED PRICE AND AS-RECEIVED QUALITY



Report For: January - March 2026
 Reporting Company: DE Florida

NAME, TITLE, TELEPHONE NUMBER OF CONTACT PERSON CONCERNING DATA SUBMITTED ON THE FORM:

Signature of Official Submitting Report: Amy Gyu

Plant Name: Crystal River

DATE COMPLETED: 04/23/2026

Line No. (a)	Supplier Name (b)	Mine Location (c)	Purchase Type (d)	Tons (e)	FOB Mine Price (\$/ton) (f)	Short Haul & Loading Charges (\$/ton) (g)	Original Invoice Price (\$/ton) (h)	Retroactive Price Increases (\$/ton) (i)	Base Price (\$/ton) (j)	Quality Adjustments (\$/ton) (k)	Effective Purchase Price (\$/ton) (l)
-----------------	----------------------	----------------------	----------------------	-------------	-----------------------------------	---	---	--	-------------------------------	---	--

January 2026

1	ASSOCTERM	N/A	Transfer	36,782.51			0				
2	IMT (KINDER MORGAN)	N/A	Transfer	130,577.33			0				


February 2026

1	ASSOCTERM	N/A	Transfer	55,577.77			0				
2	IMT (KINDER MORGAN)	N/A	Transfer	94,738.52			0				

March 2026

1	IMT (KINDER MORGAN)	N/A	Transfer	130,521.33			0				
---	---------------------	-----	----------	------------	--	--	---	--	--	--	--

REDACTED
MONTHLY REPORT OF COST AND QUALITY OF COAL FOR ELECTRIC PLANTS ORIGIN, TONNAGE,
 DELIVERED PRICE AND AS-RECEIVED QUALITY



Report For: January - March 2026
 Reporting Company: DE Florida

NAME, TITLE, TELEPHONE NUMBER OF CONTACT PERSON CONCERNING DATA SUBMITTED ON THE FORM:
 Signature of Official Submitting Report: Amy Gju

Plant Name: IMT (Intl Marine Terminal)

DATE COMPLETED: 04/23/2026

Line No. (a)	Supplier Name (b)	Mine Location (c)	Purchase Type (d)	Tons (e)	FOB Mine Price (\$/ton) (f)	Short Haul & Loading Charges (\$/ton) (g)	Original Invoice Price (\$/ton) (h)	Retroactive Price Increases (\$/ton) (i)	Base Price (\$/ton) (j)	Quality Adjustments (\$/ton) (k)	Effective Purchase Price (\$/ton) (l)
-----------------	----------------------	----------------------	----------------------	-------------	-----------------------------------	---	---	--	-------------------------------	---	--

January 2026

1	ALLIANCE COAL LLC	9,KY,225	LTC	24,466.67		0		0			
2	CENTRAL COAL CO	10,IL,145	LTC	73,595.04		0		0			
3	FORESIGHT COAL SALES LLC	10,IL,55	LTC	6,255.45		0		0			

February 2026


1	ALLIANCE COAL LLC	9,KY,225	LTC	22,938.28		0		0			
2	ASSOCTERM	N/A	Transfer	1,468.35		0		0			
3	CENTRAL COAL CO	10,IL,145	LTC	69,640.43		0		0			
4	FORESIGHT COAL SALES LLC	10,IL,55	LTC	50,534.94		0		0			

March 2026

1	ALLIANCE COAL LLC	9,KY,225	LTC	24,219.12		0		0			
2	CENTRAL COAL CO	10,IL,145	LTC	129,955.01		0		0			
3	FORESIGHT COAL SALES LLC	10,IL,135	LTC	1,713.87		0		0			
4	FORESIGHT COAL SALES LLC	10,IL,55	LTC	37,223.86		0		0			

REDACTED

MONTHLY REPORT OF COST AND QUALITY OF COAL FOR ELECTRIC PLANTS ORIGIN,
TONNAGE, DELIVERED PRICE AND AS-RECEIVED QUALITY



Report For: January - March 2026
 Reporting Company: DE Florida

NAME, TITLE, TELEPHONE NUMBER OF CONTACT PERSON CONCERNING DATA SUBMITTED ON THE FORM:

Signature of Official Submitting Report: Amy Gu

Plant Name: ZITO

DATE COMPLETED: 04/23/2026

Line No. (a)	Supplier Name (b)	Mine Location (c)	Purchase Type (d)	Tons (e)	FOB Mine Price (\$/ton) (f)	Short Haul & Loading Charges (\$/ton) (g)	Original Invoice Price (\$/ton) (h)	Retroactive Price Increases (\$/ton) (i)	Base Price (\$/ton) (j)	Quality Adjustments (\$/ton) (k)	Effective Purchase Price (\$/ton) (l)
-----------------	----------------------	----------------------	----------------------	-------------	-----------------------------------	---	---	--	-------------------------------	---	--

January 2026
NO ITEMS TO REPORT.

February 2026
NO ITEMS TO REPORT.

March 2026
NO ITEMS TO REPORT.

REDACTED
MONTHLY REPORT OF COST AND QUALITY OF COAL FOR ELECTRIC PLANTS ORIGIN, TONNAGE,
 DELIVERED PRICE AND AS-RECEIVED QUALITY



Report For: January - March 2026

NAME, TITLE, TELEPHONE NUMBER OF CONTACT PERSON CONCERNING DATA SUBMITTED ON THE FORM:

Reporting Company: DE Florida

Signature of Official Submitting Report:

Amy Gue


Plant Name: Associated Terminals

DATE COMPLETED: 04/23/2026

Line No. (a)	Supplier Name (b)	Mine Location (c)	Shipping Point (d)	Transp Mode (e)	Tons (f)	Effective Purchase Price (\$/ton) (g)	Additional Short Haul & Loading Charges (\$/ton)	Rail Charges		Waterborne Charges			Other Charges Incurred (\$/ton) (n)	Total Transp Charges (\$/ton) (o)	FOB Plant Price (\$/ton) (p)
								Rail Rate (\$/ton) (i)	Other Charges Incurred (\$/ton)	River Barge Rate (\$/ton) (k)	Transloading Rate (\$/ton) (l)	Ocean Barge Rate (\$/ton) (m)			
January 2026															
1	CENTRAL COAL CO	10,IL,145	PRAIRIE EAGLE (KNIGHT HAWK)	RB	36,085.93			0							\$64.609
February 2026															
1	ALLIANCE COAL LLC	9,KY,225	RIVER VIEW MINE	RB	12,885.97			0							\$65.693
2	CENTRAL COAL CO	10,IL,145	PRAIRIE EAGLE (KNIGHT HAWK)	RB	37,712.99			0							\$63.630
3	FORESIGHT COAL SALES LLC	10,IL,55	SUGAR CAMP	RB	4,823.59			0							\$55.693

March 2026
 NO ITEMS TO REPORT.

REDACTED
MONTHLY REPORT OF COST AND QUALITY OF COAL FOR ELECTRIC PLANTS ORIGIN, TONNAGE,
 DELIVERED PRICE AND AS-RECEIVED QUALITY



Report For: January - March 2026

NAME, TITLE, TELEPHONE NUMBER OF CONTACT PERSON CONCERNING DATA SUBMITTED ON THE FORM:

Reporting Company: DE Florida

Signature of Official Submitting Report:


Amy Gfu

Plant Name: Crystal River

DATE COMPLETED: 04/23/2026

Line No. (a)	Supplier Name (b)	Mine Location (c)	Shipping Point (d)	Transp Mode (e)	Tons (f)	Effective Purchase Price (\$) (g)	Additional Short Haul & Loading Charges (\$) (h)	Rail Charges		Waterborne Charges				Total Transp Charges (\$) (o)	FOB Plant Price (\$) (p)
								Rail Rate (\$) (i)	Other Charges Incurred (\$) (j)	River Barge Rate (\$) (k)	Transloading Rate (\$) (l)	Ocean Barge Rate (\$) (m)	Other Charges Incurred (\$) (n)		
January 2026															
1	Various	N/A	N/A	UR	0.00			\$0.000							
February 2026															
1	Various	N/A	N/A	UR	0.00			\$0.000							
March 2026															
1	Various	N/A	N/A	UR	0.00			\$0.000							

REDACTED
MONTHLY REPORT OF COST AND QUALITY OF COAL FOR ELECTRIC PLANTS ORIGIN, TONNAGE,
 DELIVERED PRICE AND AS-RECEIVED QUALITY



Report For: January - March 2026

NAME, TITLE, TELEPHONE NUMBER OF CONTACT PERSON CONCERNING DATA SUBMITTED ON THE FORM:

Reporting Company: DE Florida

Signature of Official Submitting Report:

Amy Gyu

Plant Name: IMT (Intl Marine Terminal)

DATE COMPLETED: 04/23/2026

Line No. (a)	Supplier Name (b)	Mine Location (c)	Shipping Point (d)	Transp Mode (e)	Tons (f)	Effective Purchase Price (\$) (g)	Additional Short Haul & Loading Charges (\$) (h)	Rail Charges		Waterborne Charges				Total Transp Charges (\$) (o)	FOB Plant Price (\$) (p)
								Rail Rate (\$) (i)	Other Charges Incurred (\$) (j)	River Barge Rate (\$) (k)	Transloading Rate (\$) (l)	Ocean Barge Rate (\$) (m)	Other Charges Incurred (\$) (n)		

January 2026


1	Various	N/A	N/A	RB	0.00			\$0.000							
---	---------	-----	-----	----	------	--	--	---------	--	--	--	--	--	--	--

February 2026


1	Various	N/A	N/A	RB	0.00			\$0.000							
---	---------	-----	-----	----	------	--	--	---------	--	--	--	--	--	--	--

March 2026

1	Various	N/A	N/A	RB	0.00			\$0.000							
---	---------	-----	-----	----	------	--	--	---------	--	--	--	--	--	--	--



REDACTED
MONTHLY REPORT OF COST AND QUALITY OF COAL FOR ELECTRIC PLANTS ORIGIN, TONNAGE,
 DELIVERED PRICE AND AS-RECEIVED QUALITY



Report For: January - March 2026

NAME, TITLE, TELEPHONE NUMBER OF CONTACT PERSON CONCERNING DATA SUBMITTED ON THE FORM:

Reporting Company: DE Florida

Signature of Official Submitting Report:

Amy Gju

Plant Name: ZITO

DATE COMPLETED: 04/23/2026

Line No. (a)	Supplier Name (b)	Mine Location (c)	Shipping Point (d)	Transp Mode (e)	Tons (f)	Effective Purchase Price (\$/ton) (g)	Additional Short Haul & Loading Charges (\$/ton) (h)	Rail Charges		Waterborne Charges				Total Transp Charges (\$/ton) (o)	FOB Plant Price (\$/ton) (p)
								Rail Rate (\$/ton) (i)	Other Charges Incurred (\$/ton) (j)	River Barge Rate (\$/ton) (k)	Transloading Rate (\$/ton) (l)	Ocean Barge Rate (\$/ton) (m)	Other Charges Incurred (\$/ton) (n)		

January 2026
NO ITEMS TO REPORT.

February 2026
NO ITEMS TO REPORT.

March 2026
NO ITEMS TO REPORT.